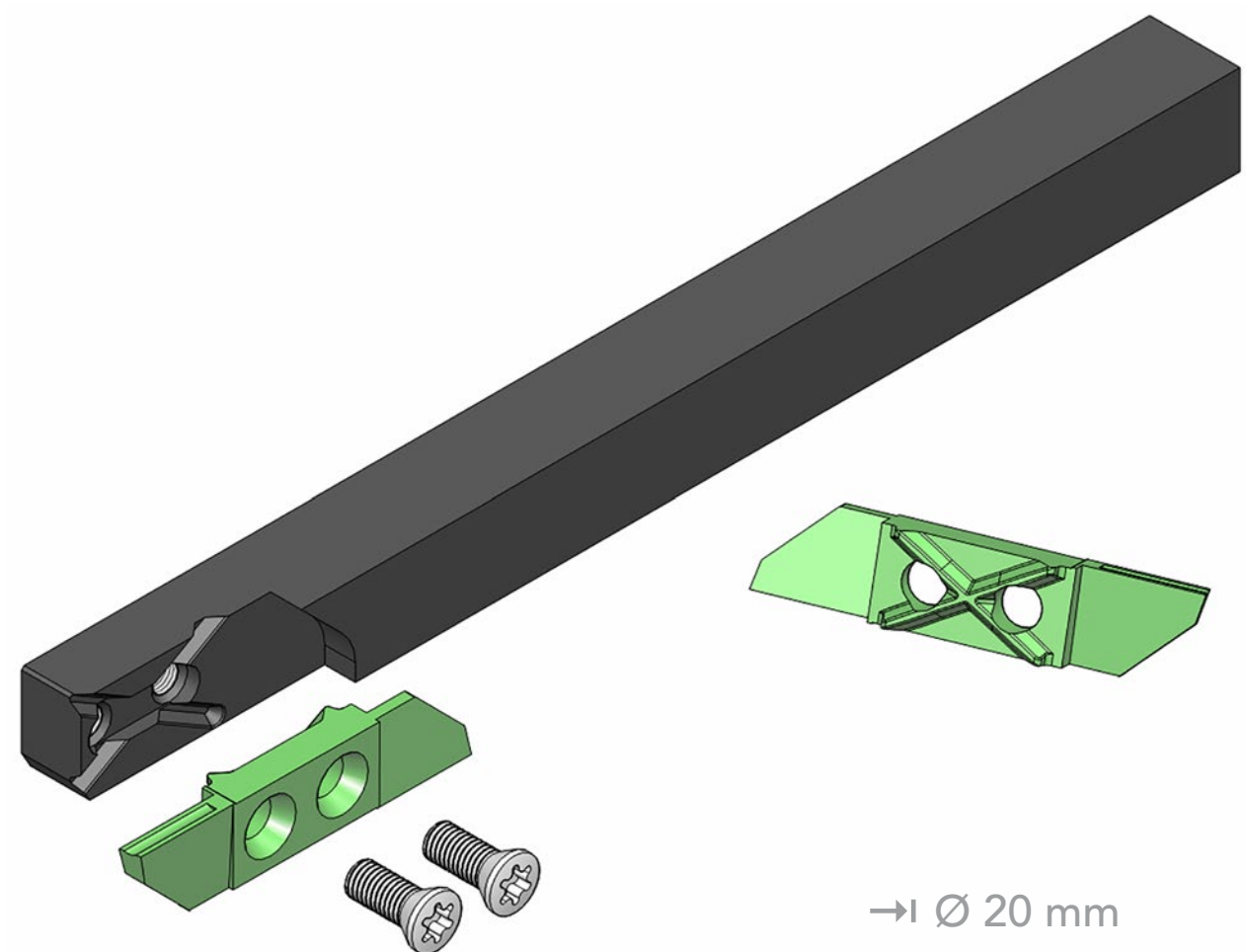
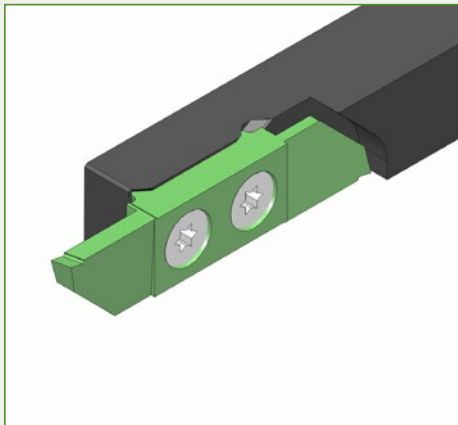



oxoline

Very high rigidity inserts **1000**



Presentation of OXOline 1000
Vorstellung der OXOline 1000
Présentation d'OXOline 1000



Advantages of OXOline 1000

- High rigidity inserts.
- Increase of stability thanks 2 screws fixing system.
- Repetitiveness of the cutting edge $\pm 0,01$ mm.
- Positioning in all axes.
- The screw is free of all radial stress.
- 2 cutting edges available.
- Large choice of geometries available.

Vorteile der OXOline 1000

- Sehr stabile Wendeplatten.
- Zunahme der Stabilität dank zweier Schrauben.
- Wiederholgenauigkeit der Schneidkante $\pm 0,01$ mm.
- Positionierung in allen Achsen.
- Keine radialen Spannungen.
- 2 verfügbare Schneidkanten.
- Viele verschiedene Geometrien verfügbar.

Avantages de la ligne OXOline 1000

- Plaquettes haute rigidité.
- Accroissement de la stabilité grâce aux 2 vis.
- Répétitivité de l'arête de coupe $\pm 0,01$ mm.
- Positionnement dans tous les axes.
- La vis est libre de toute tension radiale.
- 2 arêtes de coupe.
- Grand choix de géométries disponible.

Coating of inserts

Beschichtung der Wendepplatten

Revêtement des plaquettes

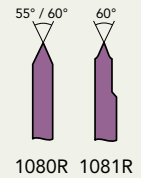
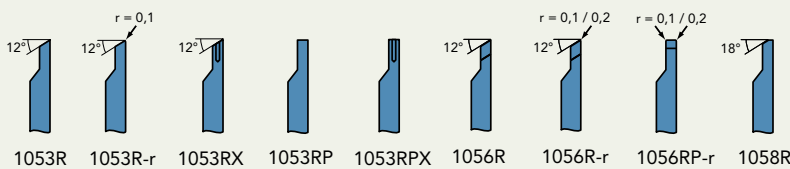
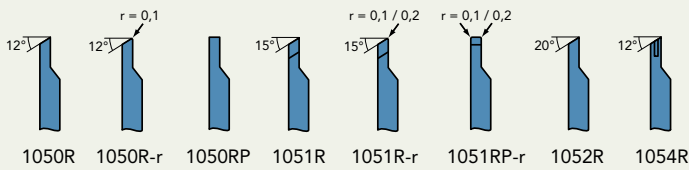
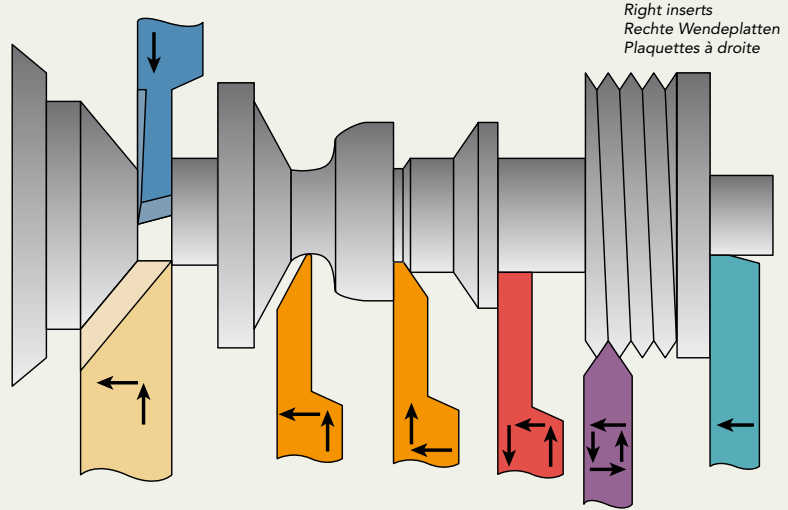
✓ = Available
 ✓ = Verfügbar
 ✓ = Disponible

Designation Bezeichnung Désignation	Description Beschreibung Description
K20	<p>Without coating K20 carbide</p> <p>Ohne Beschichtung K20 Hartmetall</p> <p>Sans revêtement Carbure K20</p>
BI40	<p>AlTi(C)N-based</p> <ul style="list-style-type: none"> • Universal coating. • High hardness. • Very smooth surface finish. • Suitable for steel and stainless steel. <p>AlTi(C)N-Basis</p> <ul style="list-style-type: none"> • Universalbeschichtung. • Hohe Schichthärte. • Sehr glatte Oberfläche. • Geeignet für Stahl und Edelstahl. <p>Base AlTi(C)N</p> <ul style="list-style-type: none"> • Revêtement universel. • Dureté élevée. • Bon glissement du copeau. • Adapté à l'acier et à l'acier inox.
BI90	<p>AlTiN-based</p> <ul style="list-style-type: none"> • Universal coating. • Good oxidation resistance. • High heat resistance. • Suitable for steel and stainless steel. <p>AlTiN-Basis</p> <ul style="list-style-type: none"> • Universalbeschichtung. • Gute Oxidationsbeständigkeit. • Hohe Hitzebeständigkeit. • Ideal für Stahl und Edelstahl. <p>Base AlTiN</p> <ul style="list-style-type: none"> • Revêtement universel. • Bonne résistance à l'oxydation. • Haute résistance à la chaleur. • Adapté à l'acier et à l'acier inox.

Designation Bezeichnung Désignation	Description Beschreibung Description
BI100	<p>AlCrN-based</p> <ul style="list-style-type: none"> • Very high heat resistance. • High wear resistance. • Ideal for high speed machining of stainless steel. <p>AlCrN-Basis</p> <ul style="list-style-type: none"> • Sehr hohe Hitzebeständigkeit. • Hohe Verschleissfestigkeit. • Ideal für das Bearbeiten von Edelstahl mit hoher Schnittgeschwindigkeit. <p>Base AlCrN</p> <ul style="list-style-type: none"> • Très haute résistance à la chaleur. • Haute résistance à l'usure. • Idéal pour l'usinage à haute vitesse de coupe de l'acier inox.
TIN	<p>TiN</p> <ul style="list-style-type: none"> • Universal coating. <p>TiN</p> <ul style="list-style-type: none"> • Universalbeschichtung. <p>TiN</p> <ul style="list-style-type: none"> • Revêtement universel.

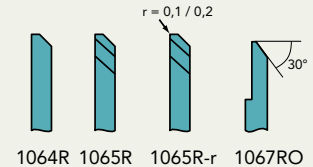
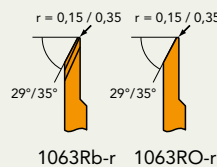
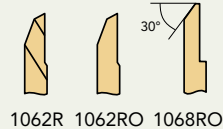
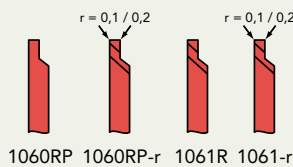
Field of application of OXOline 1000
Anwendungsbereiche der OXOline 1000
Champ d'application d'OXOline 1000

Maximum cutting-off
Maximaler Abstechdurchmesser
Tronçonnage maximum
Ø 20 mm



Cutting off
Abstechen
Tronçonnage

Threading
Gewindestrehlen
Filetage




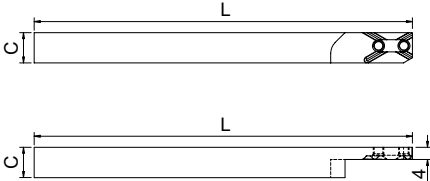

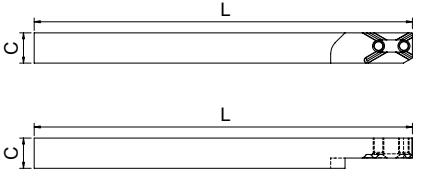

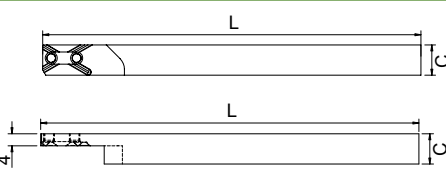



Plunging-Turning
Einstechen-Drehen
Fonçage-Tournage


Plunging-Turning
Einstechen-Drehen
Fonçage-Tournage


Turning-Plunging
Drehen-Einstechen
Tournage-Fonçage


Turning
Drehen
Tournage


10xxR	Right tool holder Werkzeughalter rechts Porte-outil à droite	Section C Querschnitt C Section C	Length L Länge L Longueur L	Article nr. Artikel Nr. N° Article
		10 x 10	120	1010R
		12 x 12	120	1012R
		14 x 14	120	1014R
		16 x 16	120	1016R
		20 x 20	120	1020R
		25 x 25	100	1025R
		12,7 x 12,7 (1/2")	120	10127R
10xxR4	«Pick-up» tool holder «Pick-up» Werkzeughalter Porte-outil «Pick-up»	Section C Querschnitt C Section C	Length L Länge L Longueur L	Article nr. Artikel Nr. N° Article
		10 x 10	120	1010R4
		12 x 12	120	1012R4
		16 x 16	120	1016R4
		<i>Use with 1053R, 1053RP, 1053RX, 1056R, 1056RP-r and 1058R inserts</i> <i>Verwendung mit 1053R, 1053RP, 1053RX, 1056R, 1056RP-r und 1058R Wendeplatten</i> <i>Utilisation avec les plaquettes 1053R, 1053RP, 1053RX, 1056R, 1056RP-r et 1058R</i>		
10xxL	Left tool holder Werkzeughalter links Porte-outil à gauche	Section C Querschnitt C Section C	Length L Länge L Longueur L	Article nr. Artikel Nr. N° Article
		10 x 10	120	1010L
		12 x 12	120	1012L
		14 x 14	120	1014L
		16 x 16	120	1016L
		20 x 20	120	1020L
		25 x 25	100	1025L
		12,7 x 12,7 (1/2")	120	10127L
10xxL4	«Pick-up» tool holder «Pick-up» Werkzeughalter Porte-outil «Pick-up»	Section C Querschnitt C Section C	Length L Länge L Longueur L	Article nr. Artikel Nr. N° Article
		10 x 10	120	1010L4
		12 x 12	120	1012L4
		16 x 16	120	1016L4
		<i>Use with 1053L inserts</i> <i>Verwendung mit 1053L Wendeplatten</i> <i>Utilisation avec les plaquettes 1053L</i>		

	Tool holders with internal coolant Werkzeughalter mit Innenkühlung Porte-outils avec arrosage intégré
	<p>See the «Tool holders with internal coolan» documentation for further information. Siehe Dokumentation «Werkzeughalter mit Innenkühlung» für weitere Informationen. Voir la documentation «Porte-outils avec arrosage intégré» pour plus d'informations.</p>

	Cylindrical turning tool holders for counter-operation Zylindrische Drehwerkzeughalter zur Rückseitenbearbeitung Porte-outils de tournage cylindriques pour contre-opération
	<p>See the «Cylindrical turning tool holders» documentation for further information. Siehe die «Zylindrische Drehwerkzeughalter» Dokumentation für weitere Informationen. Voir la documentation «Porte-outils de tournage cylindriques» pour plus d'informations.</p>


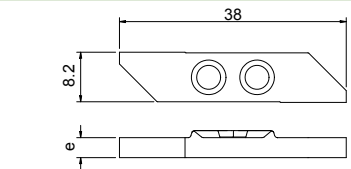
100-1	Key Schlüssel Clé	Article nr. Artikel Nr. N° Article
	Torx 15	100-1

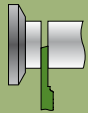
001-8	Screw for standard tool holder Schraube für Standard-Werkzeughalter Vis pour porte-outil standard	Article nr. Artikel Nr. N° Article
	M3,5 x 9	001-8

100-2c	Screw for «Pick-up» tool holder Schraube für «Pick-up» Werkzeughalter Vis pour porte-outil «Pick-up»	Article nr. Artikel Nr. N° Article
	M3,5 x 7	100-2c

Blank
 Rohling
 Ebauche

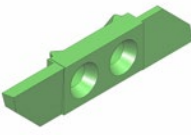
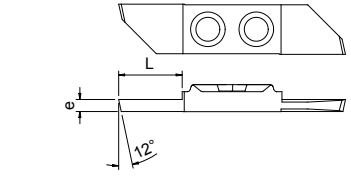
R : Right machining
 R : Rechte Bearbeitung
 R : Usinage à droite


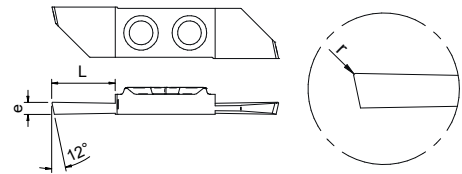
1040R	Blank insert Rohling Wendeplatte Plaqueette ébauche	e	Article nr. Artikel Nr. N° Article	K20	BI40	BI90
		3,3	1040R3,3	✓	✓	✓


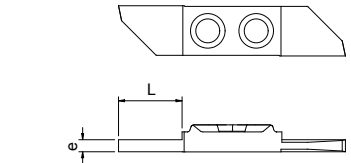


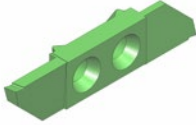
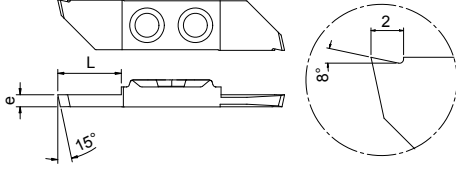
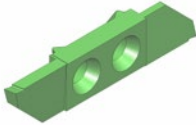
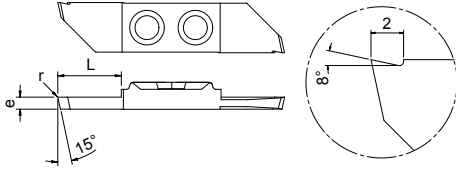
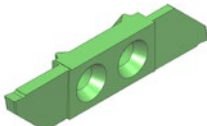
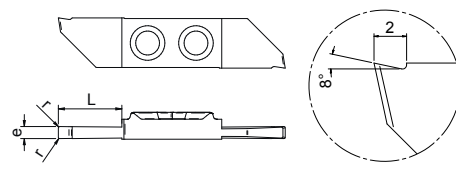

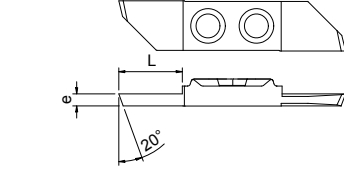

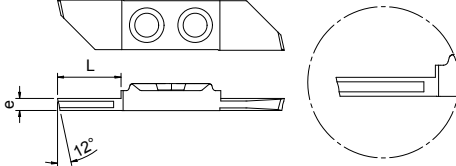
Guide bush cut off \varnothing 20 mm
 Abstechen an der Führungsbüchse \varnothing 20 mm
 Tronçonnage côté canon \varnothing 20 mm

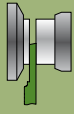
R : Right machining
 R : Rechte Bearbeitung
 R : Usinage à droite

1050R	Cutting insert 12° Abstechplatte 12° Tronçonneur 12°	e	L	Article nr. Artikel Nr. N° Article	BI40	BI90	BI100
		1,0	5,0	1050R1,0	✓	✓	✓
		1,2	6,0	1050R1,2	✓	✓	✓
		1,5	7,5	1050R1,5	✓	✓	✓
		1,8	9,0	1050R1,8	✓	✓	✓
		2,0	10,5	1050R2,0	✓	✓	✓
		2,2	10,5	1050R2,2	✓	✓	✓
		2,5	10,5	1050R2,5	✓	✓	✓
		3,0	10,5	1050R3,0	✓	✓	✓

1050R - r	Cutting insert 12° with radius Abstechplatte 12° mit Radius Tronçonneur 12° avec rayon	e	L	r	Article nr. Artikel Nr. N° Article	BI40
		1,5	7,5	0,1	1050R1,5 - r 0,1 -	✓
		2,0	10,5	0,1	1050R2,0 - r 0,1 -	✓


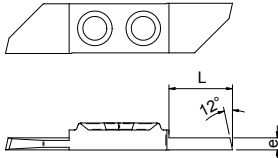

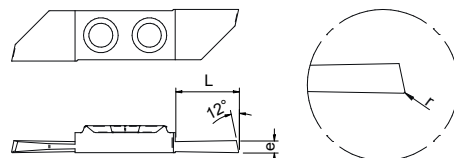

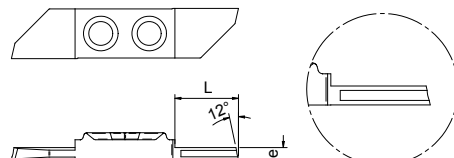

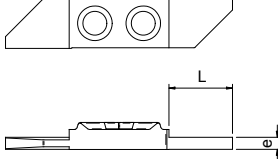
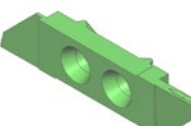
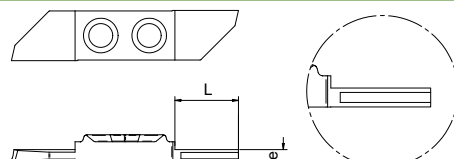
1050RP	Cutting insert 0° Abstechplatte 0° Tronçonneur 0°	e	L	Article nr. Artikel Nr. N° Article	BI40	BI90
		1,0	5,0	1050RP1,0	✓	✓
		1,5	7,5	1050RP1,5	✓	✓
		2,0	10,5	1050RP2,0	✓	✓
		2,5	10,5	1050RP2,5	✓	✓
		3,0	10,5	1050RP3,0	✓	✓

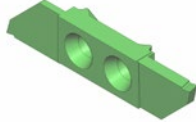
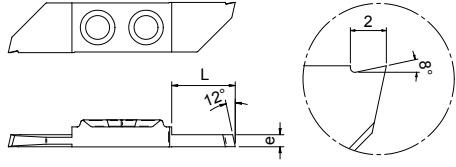

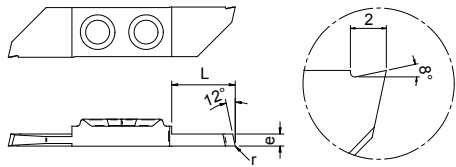
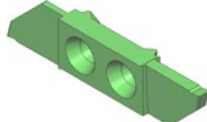
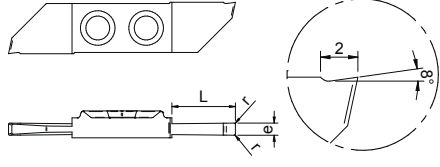

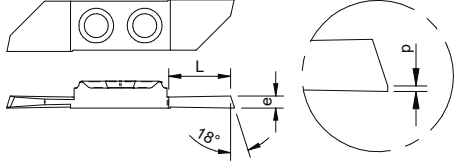
1051R	Cutting insert 15° with chip breaker Abstechplatte 15° mit Spanbrecher Tronçonneur 15° avec brise-copeau	e	L	Article nr. Artikel Nr. N° Article	BI40	BI90		
		1,0	5,0	1051R1,0	✓	✓		
		1,2	6,0	1051R1,2	✓	✓		
		1,5	7,5	1051R1,5	✓	✓		
		2,0	10,5	1051R2,0	✓	✓		
		2,5	10,5	1051R2,5	✓	✓		
1051R - r	Cutting insert 15° with chip breaker and radius Abstechplatte 15° mit Spanbrecher und Radius Tronçonneur 15° avec brise-copeau et rayon	e	L	r	Article nr. Artikel Nr. N° Article	BI40	BI90	BI100
		1,0	5,0	0,1	1051R1,0 - r 0,1 -	✓		
		1,0	5,0	0,2	1051R1,0 - r 0,2 -	✓		
		1,2	6,0	0,1	1051R1,2 - r 0,1 -	✓		
		1,5	7,5	0,1	1051R1,5 - r 0,1 -	✓	✓	
		2,0	10,5	0,1	1051R2,0 - r 0,1 -	✓		✓
		2,0	10,5	0,2	1051R2,0 - r 0,2 -	✓		
		2,5	10,5	0,2	1051R2,5 - r 0,2 -	✓		
1051RP - r	Cutting insert 0° with chip breaker and radius Abstechplatte 0° mit Spanbrecher und Radius Tronçonneur 0° avec brise-copeau et rayon	e	L	r	Article nr. Artikel Nr. N° Article		BI90	
		1,5	7,5	0,1	1051RP1,5 - r 0,1 -		✓	
		1,5	7,5	0,2	1051RP1,5 - r 0,2 -		✓	
		2,0	10,5	0,1	1051RP2,0 - r 0,1 -		✓	
		2,0	10,5	0,2	1051RP2,0 - r 0,2 -		✓	
1052R	Cutting insert 20° Abstechplatte 20° Tronçonneur 20°	e	L	Article nr. Artikel Nr. N° Article	BI40	BI90		
		1,0	5,0	1052R1,0		✓		
		1,2	6,0	1052R1,2	✓	✓		
		1,5	7,5	1052R1,5	✓	✓		
		2,0	10,5	1052R2,0	✓	✓		
		2,5	10,5	1052R2,5	✓	✓		
1054R	Cutting insert with chip roller Abstechplatte mit Spanroller Tronçonneur avec roule-copeau	e	L	Article nr. Artikel Nr. N° Article	BI40	BI90		
		1,0	5,0	1054R1,0	✓	✓		
		1,2	6,0	1054R1,2	✓	✓		
		1,5	7,5	1054R1,5	✓	✓		
		2,0	10,5	1054R2,0	✓	✓		
		2,5	10,5	1054R2,5	✓	✓		

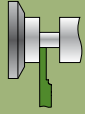


Sub spindle cut off \varnothing 20 mm
 Abstechen an der Abgreifzange \varnothing 20 mm
 Tronçonnage côte prise de pièce \varnothing 20 mm

R : Right machining
 R : Rechte Bearbeitung
 R : Usinage à droite


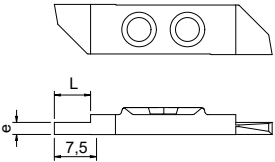
1053R		Opposite cutting insert 12° Umgekehrte Abstechplatte 12° Tronçonneur inversé 12°	e	L	Article nr. Artikel Nr. N° Article	B140	B190	B100
		1,0	5,0	1053R1,0	✓		✓	
		1,2	6,0	1053R1,2	✓			
		1,5	7,5	1053R1,5	✓	✓	✓	
		1,8	9,0	1053R1,8	✓			
		2,0	10,5	1053R2,0	✓	✓		
		2,5	10,5	1053R2,5	✓	✓		
		3,0	10,5	1053R3,0	✓			
<i>Use with 10xxL tool holders Verwendung mit 10xxL Werkzeughalter Utilisation avec les porte-outils 10xxL</i>								
1053R - r		Opposite cutting insert 12° with radius Umgekehrte Abstechplatte 12° mit Radius Tronçonneur inversé 12° avec rayon	e	L	r	Article nr. Artikel Nr. N° Article	B140	
		1,5	7,5	0,1	1053R1,5 - r 0,1 -		✓	
		2,0	10,5	0,1	1053R2,0 - r 0,1 -			
<i>Use with 10xxL tool holders Verwendung mit 10xxL Werkzeughalter Utilisation avec les porte-outils 10xxL</i>								
1053RX		Opposite cutting insert with chip roller Umgekehrte Abstechplatte mit Spanroller Tronçonneur inversé avec roule-copeau	e	L	Article nr. Artikel Nr. N° Article	B140	B190	
		1,0	5,0	1053RX1,0	✓	✓		
		1,2	6,0	1053RX1,2	✓			
		1,5	7,5	1053RX1,5	✓	✓		
		2,0	10,5	1053RX2,0	✓	✓		
<i>Use with 10xxL tool holders Verwendung mit 10xxL Werkzeughalter Utilisation avec les porte-outils 10xxL</i>								
1053RP		Opposite cutting insert 0° Umgekehrte Abstechplatte 0° Tronçonneur inversé 0°	e	L	Article nr. Artikel Nr. N° Article	B140	B190	
		1,0	5,0	1053RP1,0	✓			
		1,2	6,0	1053RP1,2	✓			
		1,5	7,5	1053RP1,5	✓			
		2,0	10,5	1053RP2,0	✓	✓		
		2,5	10,5	1053RP2,5	✓	✓		
		3,0	10,5	1053RP3,0	✓		✓	
<i>Use with 10xxL tool holders Verwendung mit 10xxL Werkzeughalter Utilisation avec les porte-outils 10xxL</i>								
1053RPX		Opposite cutting insert 0° with chip roller Umgekehrte Abstechplatte 0° mit Spanroller Tronçonneur inversé 0° avec roule-copeau	e	L	Article nr. Artikel Nr. N° Article	B140		
		1,5	7,5	1053RPX1,5		✓		
		2,0	10,5	1053RPX2,0		✓		
<i>Use with 10xxL tool holders Verwendung mit 10xxL Werkzeughalter Utilisation avec les porte-outils 10xxL</i>								


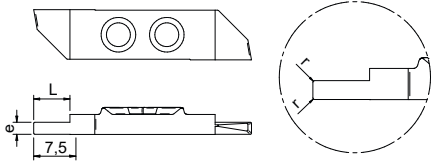
1056R	Opposite cutting insert with chip breaker Umgekehrte Abstechplatte mit Spanbrecher Tronçonneur inversé avec brise-copeau	e	L	Article nr. Artikel Nr. N° Article	BI40	BI90		
		1,5	7,5	1056R1,5	✓	✓		
		2,0	10,5	1056R2,0	✓	✓		
		2,5	10,5	1056R2,5	✓	✓		
		Use with 10xxL tool holders Verwendung mit 10xxL Werkzeughalter Utilisation avec les porte-outils 10xxL						
1056R - r	Opposite cutting insert with chip breaker and radius Umgekehrte Abstechpl. 0° mit Spanbrecher und Radius Tronçonneur inversé avec brise-copeau et rayon	e	L	r	Article nr. Artikel Nr. N° Article	BI40	BI90	BI100
		1,0	5,0	0,1	1056R1,0 - r 0,1 -	✓		
		1,0	5,0	0,2	1056R1,0 - r 0,2 -	✓		
		1,5	7,5	0,1	1056R1,5 - r 0,1 -	✓	✓	✓
		1,5	7,5	0,2	1056R1,5 - r 0,2 -	✓		
		2,0	10,5	0,1	1056R2,0 - r 0,1 -	✓	✓	
		2,0	10,5	0,2	1056R2,0 - r 0,2 -	✓		
		2,5	10,5	0,2	1056R2,5 - r 0,2 -	✓		
		Use with 10xxL tool holders Verwendung mit 10xxL Werkzeughalter Utilisation avec les porte-outils 10xxL						
1056RP - r	Opposite cutting insert 0° with chip breaker and radius Umgekehrte Abstechpl. 0° mit Spanbrecher und Radius Tronçonneur inversé 0° avec brise-copeau et rayon	e	L	r	Article nr. Artikel Nr. N° Article	BI90		
		1,5	7,5	0,1	1056RP1,5 - r 0,1 -	✓		
		1,5	7,5	0,2	1056RP1,5 - r 0,2 -	✓		
		2,0	10,5	0,1	1056RP2,0 - r 0,1 -	✓		
		2,0	10,5	0,2	1056RP2,0 - r 0,2 -	✓		
Use with 10xxL tool holders Verwendung mit 10xxL Werkzeughalter Utilisation avec les porte-outils 10xxL								
1058R	Opposite cutting insert Umgekehrte Abstechplatte Tronçonneur inversé	e	L	p	Article nr. Artikel Nr. N° Article	BI40		
		1,5	7,5	0,15	1058R1,5	✓		
		2,0	10,5	0,20	1058R2,0	✓		
Use with 10xxL tool holders Verwendung mit 10xxL Werkzeughalter Utilisation avec les porte-outils 10xxL								


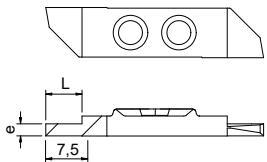



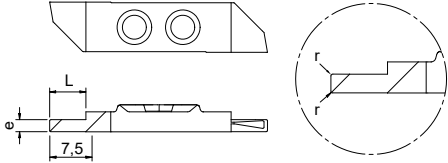
Back turning
Drehen hinten
Tournage arrière


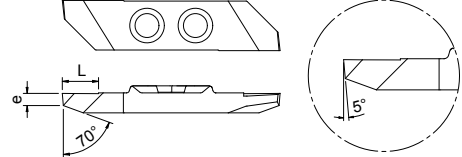

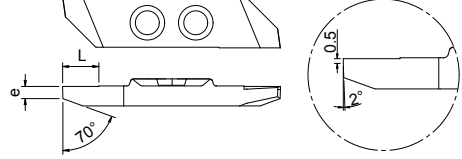
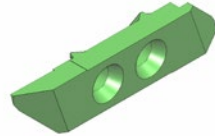
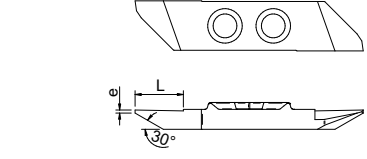
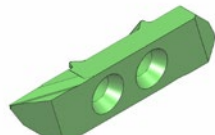
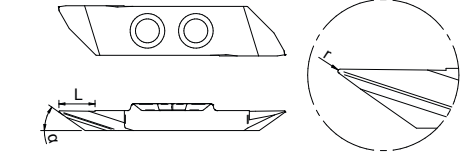

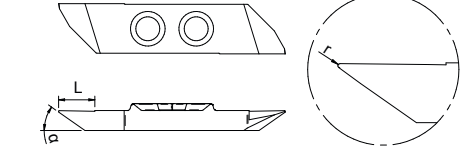
R : Right machining
R : Rechte Bearbeitung
R : Usinage à droite

1060RP	Back turning insert 0° Drehplatte hinten 0° Tournage arrière 0°	e	L	Article nr. Artikel Nr. N° Article	B140	B190
		0,5	2,0	1060RP0,5		✓
		0,6	2,0	1060RP0,6		✓
		0,8	2,0	1060RP0,8	✓	✓
		1,0	3,0	1060RP1,0	✓	✓
		1,2	3,0	1060RP1,2	✓	✓
		1,5	4,0	1060RP1,5	✓	✓
		1,8	4,0	1060RP1,8		✓
		2,0	5,0	1060RP2,0	✓	✓
		2,5	6,0	1060RP2,5	✓	✓
		3,0	6,0	1060RP3,0	✓	✓

1060RP - r	Back turning insert 0° with radii Drehplatte hinten 0° mit Radius Tournage arrière 0° avec rayons	e	L	r	Article nr. Artikel Nr. N° Article	B140	B190
		1,0	3,0	0,1	1060RP1,0 - r 0,1 -	✓	
		1,0	3,0	0,2	1060RP1,0 - r 0,2 -	✓	
		1,3	4,0	0,2	1060RP1,3 - r 0,2 -		✓
		1,5	4,0	0,1	1060RP1,5 - r 0,1 -	✓	✓
		1,5	4,0	0,2	1060RP1,5 - r 0,2 -	✓	✓
		2,0	5,0	0,1	1060RP2,0 - r 0,1 -	✓	
		2,0	5,0	0,2	1060RP2,0 - r 0,2 -	✓	
		2,5	6,0	0,1	1060RP2,5 - r 0,1 -	✓	
		2,5	6,0	0,1	1060RP2,5 - r 0,1 -	✓	

1061R	Back turning insert with «parisian cut» Drehplatte hinten mit «Pariserschliff» Tournage arrière avec «coupe parisienne»	e	L	Article nr. Artikel Nr. N° Article	B140	B190
		0,8	2,0	1061R0,8		✓
		1,0	3,0	1061R1,0	✓	✓
		1,2	3,0	1061R1,2	✓	✓
		1,5	4,0	1061R1,5	✓	✓
		2,0	5,0	1061R2,0	✓	✓
		2,5	6,0	1061R2,5	✓	✓
		3,0	7,5	1061R3,0	✓	✓
		3,0	7,5	1061R3,0	✓	✓


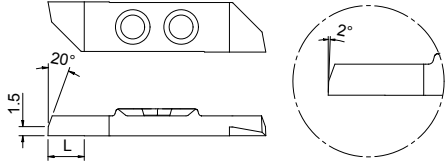
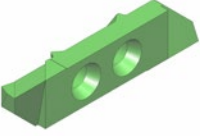
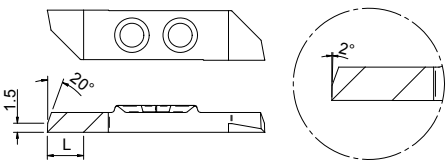

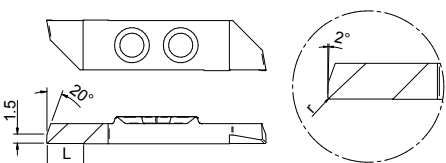
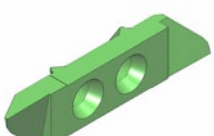
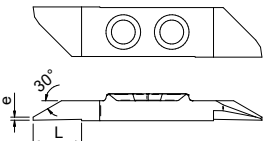
1061R - r	Back turning insert with «parisian cut» and radii Drehplatte hinten mit «Pariserschliff» und Radius Tournage arrière avec «coupe parisienne» et rayons	e	L	r	Article nr. Artikel Nr. N° Article	B140	B190
		1,0	3,0	0,1	1061R1,0 - r 0,1 -	✓	✓
		1,0	3,0	0,2	1061R1,0 - r 0,2 -	✓	✓
		1,2	3,0	0,1	1061R1,2 - r 0,1 -	✓	✓
		1,2	3,0	0,2	1061R1,2 - r 0,2 -	✓	✓
		1,5	4,0	0,1	1061R1,5 - r 0,1 -	✓	✓
		1,5	4,0	0,2	1061R1,5 - r 0,2 -	✓	✓
		2,0	5,0	0,1	1061R2,0 - r 0,1 -	✓	✓
		2,0	5,0	0,2	1061R2,0 - r 0,2 -	✓	✓
		2,5	6,0	0,1	1061R2,5 - r 0,1 -	✓	✓
		2,5	6,0	0,2	1061R2,5 - r 0,2 -	✓	✓
		3,0	7,5	0,1	1061R3,0 - r 0,1 -	✓	✓
		3,0	7,5	0,2	1061R3,0 - r 0,2 -	✓	✓
		3,0	7,5	0,1	1061R3,0 - r 0,1 -	✓	✓
		3,0	7,5	0,2	1061R3,0 - r 0,2 -	✓	✓
		3,0	7,5	0,2	1061R3,0 - r 0,2 -	✓	✓

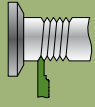
1062R	Back turning insert with «parisian cut» Drehplatte hinten mit «Pariserschliff» Tourneur arrière avec «coupe parisienne»	e	L	Article nr. Artikel Nr. N° Article	BI40	BI90	
		1,0	6,0	1062R1,0	✓	✓	
		1,5	6,0	1062R1,5	✓	✓	
		2,0	6,0	1062R2,0	✓	✓	
1062RO	Back turning insert Drehplatte hinten Tourneur arrière	e	L	Article nr. Artikel Nr. N° Article	BI40	BI90	BI100
		1,0	5,0	1062RO1,0	✓	✓	✓
		1,5	6,0	1062RO1,5	✓	✓	
		2,0	7,5	1062RO2,0	✓		
1068RO	Back turning insert Drehplatte hinten Tourneur arrière	e	L	Article nr. Artikel Nr. N° Article		BI90	
		0,5	8,0	1068RO0,5		✓	
1063Rb - r	Back turning insert with chip roller and radius Drehplatte hinten mit Spanbrecher und Radius Tourneur arrière avec brise-copeau et rayon	L	α	r	Article nr. Artikel Nr. N° Article	BI90	
		6,0	29°	0,15	1063Rb - 29° - r 0,15 -	✓	
		6,0	29°	0,35	1063Rb - 29° - r 0,35 -	✓	
		6,0	35°	0,15	1063Rb - 35° - r 0,15 -	✓	
		6,0	35°	0,35	1063Rb - 35° - r 0,35 -	✓	
1063RO - r	Back turning insert with chip roller and radius Drehplatte hinten mit Spanbrecher und Radius Tourneur arrière avec brise-copeau et rayon	L	α	r	Article nr. Artikel Nr. N° Article	BI90	
		6,0	29°	0,15	1063RO - 29° - r 0,15 -	✓	
		6,0	29°	0,35	1063RO - 29° - r 0,35 -	✓	
		6,0	35°	0,15	1063RO - 35° - r 0,15 -	✓	
		6,0	35°	0,35	1063RO - 35° - r 0,35 -	✓	



Front turning
 Drehen vorne
 Tournage avant


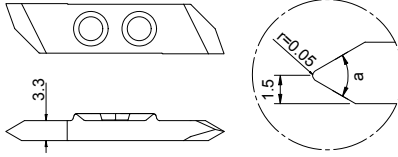
R : Right machining
 R : Rechte Bearbeitung
 R : Usinage à droite


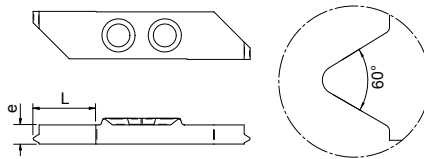
1064R	Front turning insert Drehplatte vorne Tourneur avant	L	Article nr. Artikel Nr. N° Article	B140	B190	B1100
		6,0	1064R	✓	✓	✓
1065R	Front turning insert with chip breaker Drehplatte vorne mit Spanbrecher Tourneur avant avec brise-copeau	L	Article nr. Artikel Nr. N° Article	B140	B190	
		6,0	1065R	✓	✓	✓
1065R - r	Front turning insert with chip breaker and radius Drehplatte vorne mit Spanbrecher und Radius Tourneur avant avec brise-copeau et rayon	L	Article nr. Artikel Nr. N° Article	B140		
		6,0	1065R - r 0,1 -			✓
		6,0	1065R - r 0,2 -			✓
1067RO	Front turning insert Drehplatte vorne Tourneur avant	e	Article nr. Artikel Nr. N° Article	B140	B190	
		0,5	1067RO0,5			✓



Threading Gewindestrehlen Filetage


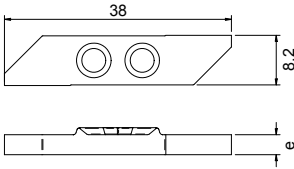
R : Right machining
R : Rechte Bearbeitung
R : Usinage à droite

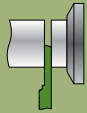
1080R	Threading insert with partial profile Gewindeplatte mit Teilprofil Fileteur avec profil partiel	a	Article nr. Artikel Nr. N° Article	BI40	BI90
		55°	1080R - 55° -	✓	✓
		60°	1080R - 60° -	✓	✓

1081R	Threading insert with full profile Gewindeplatte mit Vollprofil Fileteur avec profil complet	e	L	Pitch Teilung Pas	M	Article nr. Artikel Nr. N° Article	BI40
		1,0	3,0	0,40	2	1081R0,4	✓
		1,0	3,0	0,45	2,5	1081R0,45	✓
		1,0	3,0	0,50	3	1081R0,5	✓
		1,0	3,0	0,60	3,5	1081R0,6	✓
		1,0	3,0	0,70	4	1081R0,7	✓
		1,0	3,0	0,75	4,5	1081R0,75	✓
		1,5	4,5	0,80	5	1081R0,8	✓
		1,5	4,5	1,00	6	1081R1,0	✓
		1,5	4,5	1,25	8	1081R1,25	✓
		2,0	5,0	1,50	10	1081R1,5	✓
		2,0	5,0	1,75	12	1081R1,75	✓
		2,5	5,0	2,00	16	1081R2,0	✓

Blank
 Rohling
 Ebauche


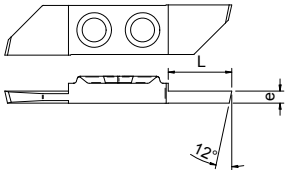
L : Left machining
 L : Linke Bearbeitung
 L : Usinage à gauche


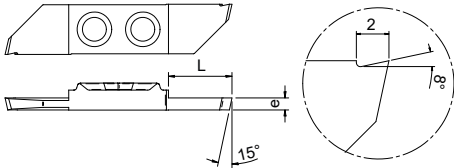
1040L	Blank insert Rohling Wendeplatte Plaquette ébauche	e	Article nr. Artikel Nr. N° Article	BI40
		3,3	1040L3,3	✓

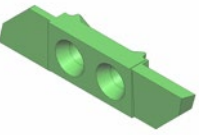
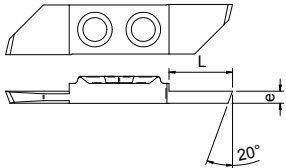



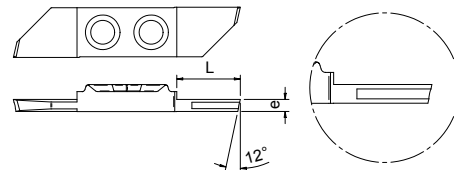
Guide bush cut off \varnothing 20 mm
 Abstechen an der Führungsbüchse \varnothing 20 mm
 Tronçonnage côté canon \varnothing 20 mm

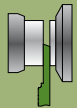
L : Left machining
 L : Linke Bearbeitung
 L : Usinage à gauche

1050L	Cutting insert 12° Abstechplatte 12° Tronçonneur 12°	e	L	Article nr. Artikel Nr. N° Article	BI40	BI90
		1,0	5,0	1050L1,0	✓	✓
		1,2	6,0	1050L1,2	✓	✓
		1,5	7,5	1050L1,5	✓	✓
		1,8	9,0	1050L1,8	✓	
		2,0	10,5	1050L2,0	✓	✓
		2,5	10,5	1050L2,5	✓	✓
		3,0	10,5	1050L3,0	✓	✓

1051L	Cutting insert 15° with chip breaker Abstechplatte 15° mit Spanbrecher Tronçonneur 15° avec brise-copeau	e	L	Article nr. Artikel Nr. N° Article	BI40	BI90
		1,5	7,5	1051L1,5	✓	✓
		2,0	10,5	1051L2,0	✓	✓
		2,5	10,5	1051L2,5	✓	✓

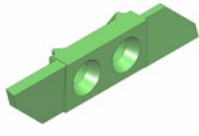
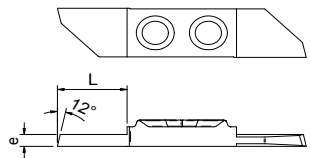
1052L	Cutting insert 20° Abstechplatte 20° Tronçonneur 20°	e	L	Article nr. Artikel Nr. N° Article	BI40
		1,5	7,5	1052L1,5	✓
		2,0	10,5	1052L2,0	✓
		2,5	10,5	1052L2,5	✓

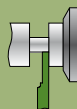
1054L	Cutting insert with chip roller Abstechplatte mit Spanroller Tronçonneur avec roule-copeau	e	L	Article nr. Artikel Nr. N° Article		
					BI40	BI90
		1,5	7,5	1054L1,5	✓	✓
		2,0	10,5	1054L2,0	✓	✓
		2,5	10,5	1054L2,5		✓



Sub spindle cut off \varnothing 20 mm
 Abstechen an der Abgreifzange \varnothing 20 mm
 Tronçonnage côte prise de pièce \varnothing 20 mm


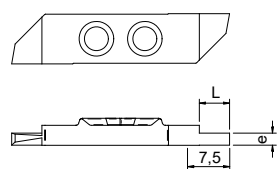
L : Left machining
 L : Linke Bearbeitung
 L : Usinage à gauche

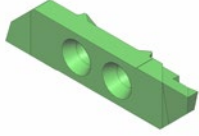
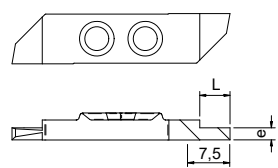
1053L	Opposite cutting insert 12° Umgekehrte Abstechplatte 12° Tronçonneur inversé 12°	e	L	Article nr. Artikel Nr. N° Article		
					BI40	
		1,2	6,0	1053L1,2	✓	✓
		1,5	7,5	1053L1,5	✓	✓
		2,0	10,5	1053L2,0		✓
				Use with 10xxR tool holders Verwendung mit 10xxR Werkzeughalter Utilisation avec les porte-outils 10xxR		

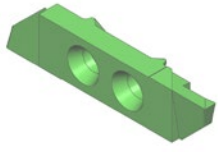
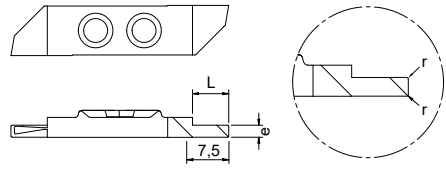



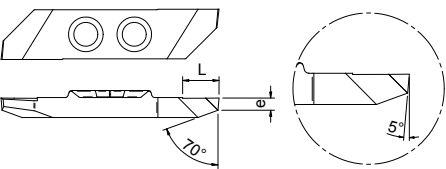
Back turning
Drehen hinten
Tournage arrière


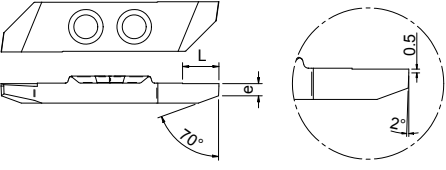
L : Left machining
 L : Linke Bearbeitung
 L : Usinage à gauche

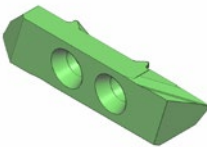
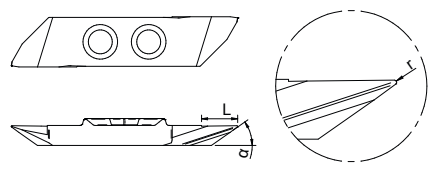
1060LP	Back turning insert 0° Drehplatte hinten 0° Tourneur arrière 0°	e	L	Article nr. Artikel Nr. N° Article		
					BI40	
		0,5	2,0	1060LP0,5	✓	✓
		0,8	2,0	1060LP0,8	✓	✓
		1,0	3,0	1060LP1,0	✓	✓
		1,5	4,0	1060LP1,5	✓	✓
		2,0	5,0	1060LP2,0	✓	✓
		2,5	6,0	1060LP2,5	✓	✓
		3,0	6,0	1060LP3,0	✓	✓

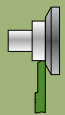
1061L	Back turning insert with «parisian cut» Drehplatte hinten mit «Pariserschliff» Tourneur arrière avec «coupe parisienne»	e	L	Article nr. Artikel Nr. N° Article		
					BI40	
		1,0	3,0	1061L1,0	✓	✓
		1,5	4,0	1061L1,5	✓	✓
		1,8	4,0	1061L1,8	✓	✓
		2,0	5,0	1061L2,0	✓	✓
		2,5	6,0	1061L2,5	✓	✓
		3,0	7,5	1061L3,0	✓	✓

1061L - r	Back turning insert with «parisian cut» and radii Drehplatte hinten mit «Pariserschliff» und Radien Tourneur arrière avec «coupe parisienne» et rayons	e	L	Article nr. Artikel Nr. N° Article	BI40	BI90
		1,5	4,0	1061L1,5 - r 0,1 -	✓	
		1,5	4,0	1061L1,5 - r 0,2 -	✓	✓
		2,0	5,0	1061L2,0 - r 0,1 -	✓	✓
		2,0	5,0	1061L2,0 - r 0,2 -	✓	✓
		2,5	6,0	1061L2,5 - r 0,1 -	✓	
		2,5	6,0	1061L2,5 - r 0,2 -	✓	
		3,0	6,0	1061L3,0 - r 0,2 -	✓	✓

1062L	Back turning insert with «parisian cut» Drehplatte hinten mit «Pariserschliff» Tourneur arrière avec «coupe parisienne»	e	L	Article nr. Artikel Nr. N° Article	BI40	BI90
		1,0	6,0	1062L1,0	✓	✓
		1,5	6,0	1062L1,5	✓	
		2,0	6,0	1062L2,0	✓	

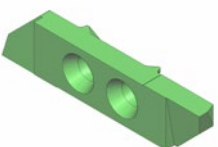
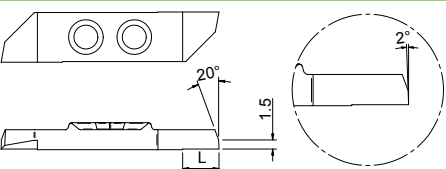
1062LO	Back turning insert Drehplatte hinten Tourneur arrière	e	L	Article nr. Artikel Nr. N° Article	BI40
		1,0	5,0	1062LO1,0	✓
		1,5	6,0	1062LO1,5	✓
		2,0	7,5	1062LO2,0	✓

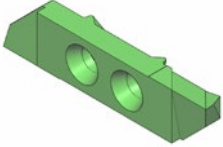
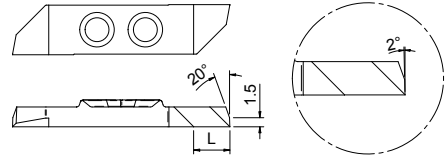
1063Lb - r	Back turning insert with chip roller and radius Drehplatte hinten mit Spanbrecher und Radius Tourneur arrière avec brise-copeau et rayon	L	α	r	Article nr. Artikel Nr. N° Article	BI90
		6,0	29°	0,15	1063Lb - 29° - r 0,15 -	✓
		6,0	29°	0,35	1063Lb - 29° - r 0,35 -	✓
		6,0	35°	0,15	1063Lb - 35° - r 0,15 -	✓
		6,0	35°	0,35	1063Lb - 35° - r 0,35 -	✓




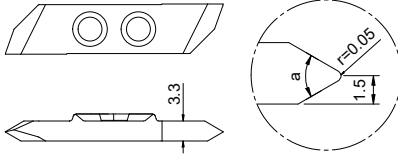
Front turning
Drehen vorne
Tournage avant

L : Left machining
L : Linke Bearbeitung
L : Usinage à gauche

1064L	Front turning insert Drehplatte vorne Tourneur avant	L	Article nr. Artikel Nr. N° Article	BI40	TIN
		6,0	1064L	✓	✓

1065L	Front turning insert with chip breaker Drehplatte vorne mit Spanbrecher Tourneur avant avec brise-copeau	L	Article nr. Artikel Nr. N° Article	BI40
		6,0	1065L	✓

	Threading Gewindestrehlen Filetage	L : Left machining L : Linke Bearbeitung L : Usinage à gauche
---	---	---

1080L	Threading insert with partial profile Gewindeplatte mit Teilprofil Fileteur avec profil partiel	a	Article nr. Artikel Nr. N° Article	BI40
		55°	1080L - 55° -	✓
		60°	1080L - 60° -	✓



Represented by Vertreten durch Représenté par

