040 line

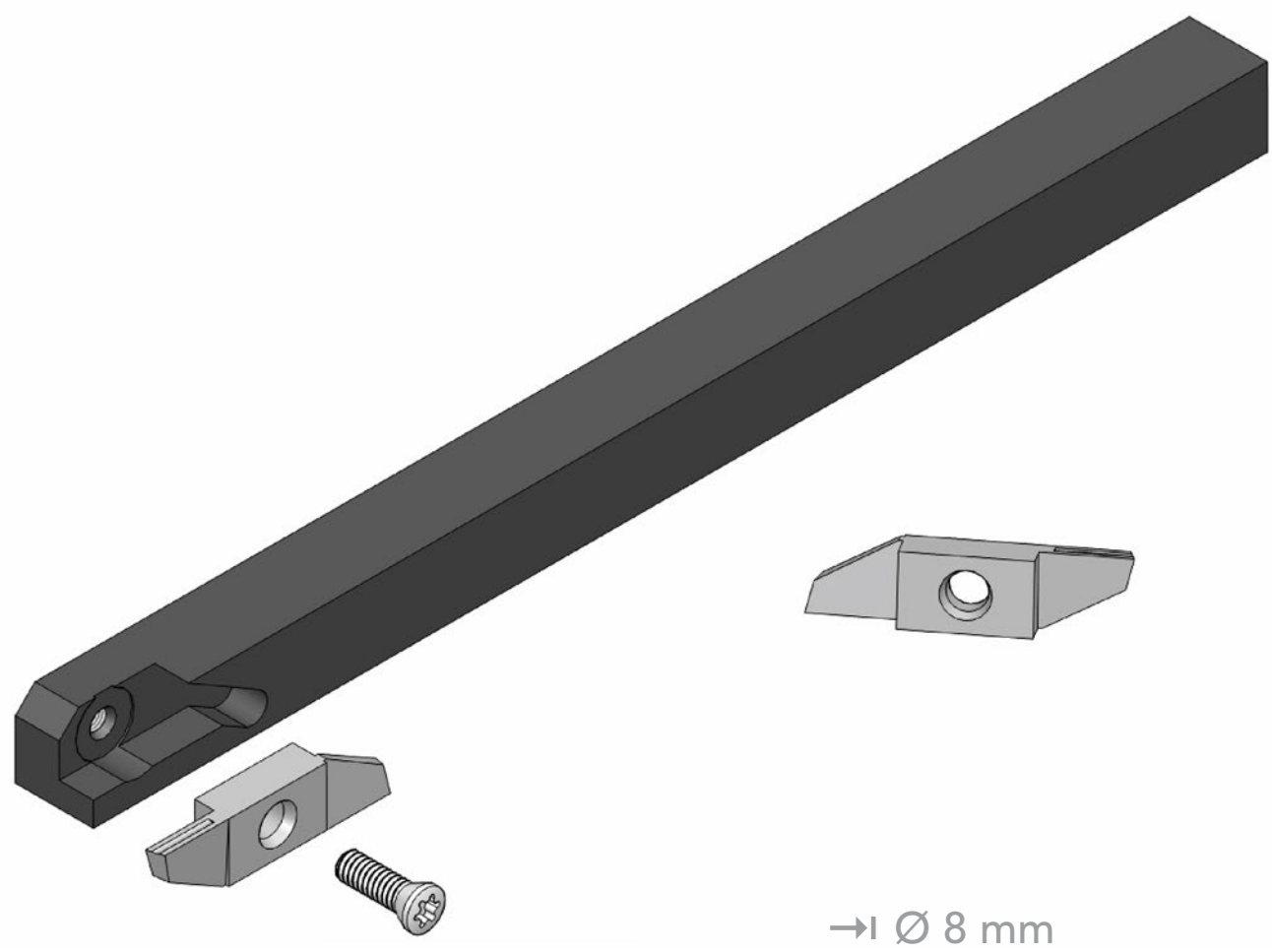

Bimu SA
cutting tools & accessories
case postale 50
rue du Quai 10, CH-2710 Tavannes
+41 32 482 60 50
info@bimu.ch
www.bimu.ch

Presentation of 040 line
Vorstellung der 040 line
Présentation de la 040 line



Advantages of 040 line

- Positioning of the insert garanted by the «V» shaped seating.
- 2 cutting edges available.
- Vast choice of inserts.



Vorteile der 040 line

- Exakte Positionierung der Wendeplatte dank der «V» Form des Wendeplattensitzes.
- 2 verfügbare Schneidkanten.
- Große Auswahl von Wendeplattengeometrien.



Avantages de la ligne 040 line

- Référencement de la plaquette assuré par le siège en «V».
- 2 arêtes de coupe disponibles.
- Large choix de plaquettes.

Bimu SA
cutting tools & accessories

case postale 50
rue du Quai 10, CH-2710 Tavannes

+41 32 482 60 50

info@bimu.ch
www.bimu.ch

Coating of inserts
Beschichtung der Wendeplatten
Revêtement des plaquettes

✓ = Available
✓ = Verfügbar
✓ = Disponible

Designation Bezeichnung Désignation	Description Beschreibung Description
K18	**Without coating | K18 carbide** **Ohne Beschichtung | K18 Hartmetall** **Sans revêtement | Carbure K18**
BI20	**AlTi(Cr)N-based** • Very smooth surface finish. • For the machining of sticky materials. **AlTi(Cr)N-Basis** • Sehr glatte Oberfläche. • Zur Bearbeitung von Werkstoffen mit Tendenz zur Aufbauschneidenbildung. **BaseAlTi(C)N** • Bon glissement du copeau. • Pour usinage des matériaux ayant une tendance au collage.
BI30	**AlTiN-based + Micro finish** • Very sharp cutting edges. • Very smooth surface finish, ideal for non-ferrous materials. **AlTiN-Basis + «Micro finish»** • Sehr scharfe Schneidkanten. • Sehr glatte Oberfläche, ideal für Nichteisenwerkstoffe. **Base AlTiN + «Micro finish»** • Arêtes de coupe très vives. • Bon glissement du copeau, idéal pour les matériaux non ferreux.
BI40	**AlTi(C)N-based** • Universal coating. • High hardness. • Very smooth surface finish. • Suitable for steel and stainless steel. **AlTi(C)N-Basis** • Universalbeschichtung. • Hohe Schichthärte. • Sehr glatte Oberfläche. • Geeignet für Stahl und Edelstahl. **Base AlTi(C)N** • Revêtement universel. • Dureté élevée. • Bon glissement du copeau. • Adapté à l'acier et à l'acier inox.

Bimu SA
cutting tools & accessories
case postale 50
rue du Quai 10, CH-2710 Tavannes
+41 32 482 60 50
info@bimu.ch
www.bimu.ch

Designation Bezeichnung Désignation	Description Beschreibung Description
BI70	**AlTiSiN-based** • Very smooth surface finish. • High wear resistance. • Ideal for hard machining. • Perfect for stainless steels and high-temperature alloys. **AlTiSiN-Basis** • Sehr glatte Oberfläche. • Hohe Verschleissfestigkeit. • Ideal für die Hartbearbeitung. • Perfekt für rostfreie Stähle und hochwarmfeste Legierungen. **Base AlTiSiN** • Très bon glissement du copeau. • Haute résistance à l'usure. • Idéal pour l'usinage dur. • Parfait pour l'inox et les alliages à haute température.
BI71	**AlCrN-based** • Ultra-thin layer. • Very smooth surface finish. • High heat resistance. • High wear resistance. **AlCrN-Basis** • Ultradünne Schicht. • Sehr glatte Oberfläche. • Hohe Hitzebeständigkeit. • Hohe Verschleissfestigkeit. **Base AlCrN** • Couche ultra fine. • Très bon glissement du copeau. • Haute résistance à la chaleur. • Haute résistance à l'usure.
BI80	**AlTiN-based** • Ultra-thin layer version of BI90. • Perfect for small tools with sharp cutting edges. **AlTiN-Basis** • Ultradünne Schicht der Version BI90. • Perfekt für kleine Werkzeuge mit scharfen Schneidkanten. **Base AlTiN** • Version du BI90 avec couche ultra fine. • Parfait pour les petits outils avec des arêtes de coupe vives.

Bimu SA
cutting tools & accessories
case postale 50
rue du Quai 10, CH-2710 Tavannes
+41 32 482 60 50
info@bimu.ch
www.bimu.ch

Designation Bezeichnung Désignation	Description Beschreibung Description
BI90	**AlTiN-based** • Universal coating. • Good oxidation resistance. • High heat resistance. • Suitable for steel and stainless steel. **AlTiN-Basis** • Universalbeschichtung. • Gute Oxidationsbeständigkeit. • Hohe Hitzebeständigkeit. • Ideal für Stahl und Edelstahl. **Base AlTiN** • Revêtement universel. • Bonne résistance à l'oxydation. • Haute résistance à la chaleur. • Adapté à l'acier et à l'acier inox.
BI100	**AlCrN-based** • Very high heat resistance. • High wear resistance. • Ideal for high speed machining of stainless steel. **AlCrN-Basis** • Sehr hohe Hitzebeständigkeit. • Hohe Verschleissfestigkeit. • Ideal für das Bearbeiten von Edelstahl mit hoher Schnittgeschwindigkeit. **Base AlCrN** • Très haute résistance à la chaleur. • Haute résistance à l'usure. • Idéal pour l'usinage à haute vitesse de coupe de l'acier inox.
BI110	**AlTiCrN-based** • Very smooth surface finish. • High heat resistance. • High wear resistance. • Especially suitable for machining pure copper, CuBe, CoCr and aluminium. **AlTiCrN-Basis** • Sehr glatte Oberfläche. • Hohe Hitzebeständigkeit. • Hohe Verschleissfestigkeit. • Besonders geeignet für die Bearbeitung von reinem Kupfer, CuBe, CoCr und Aluminium. **Base AlTiCrN** • Très bon glissement du copeau. • Haute résistance à la chaleur. • Haute résistance à l'usure. • Particulièrement adapté à l'usinage du cuivre pur, du CuBe, du CoCr et de l'aluminium.

Bimu SA
cutting tools & accessories
case postale 50
rue du Quai 10, CH-2710 Tavannes
+41 32 482 60 50
info@bimu.ch
www.bimu.ch

Designation Bezeichnung Désignation	Description Beschreibung Description
BI111	**AlTiCrN-based** • Ultra-thin layer version of BI110. • Perfect for small tools with sharp cutting edges. **AlTiCrN-Basis** • Ultradünne Schicht der Version BI110. • Perfekt für kleine Werkzeuge mit scharfen Schneidkanten. **Base AlTiCrN** • Version du BI110 avec couche ultra fine. • Parfait pour les petits outils avec des arêtes de coupe vives.
TIN	**TiN** • Universal coating. **TiN** • Universalbeschichtung. **TiN** • Revêtement universel.

Bimu SA
cutting tools & accessories
case postale 50
rue du Quai 10, CH-2710 Tavannes
+41 32 482 60 50
info@bimu.ch
www.bimu.ch

Field of application of 040 line
Anwendungsbereiche der 040 line
Champ d'application de la 040 line

Maximum cutting-off
Maximaler Abstechdurchmesser
Tronçonnage maximum

Ø 8 mm

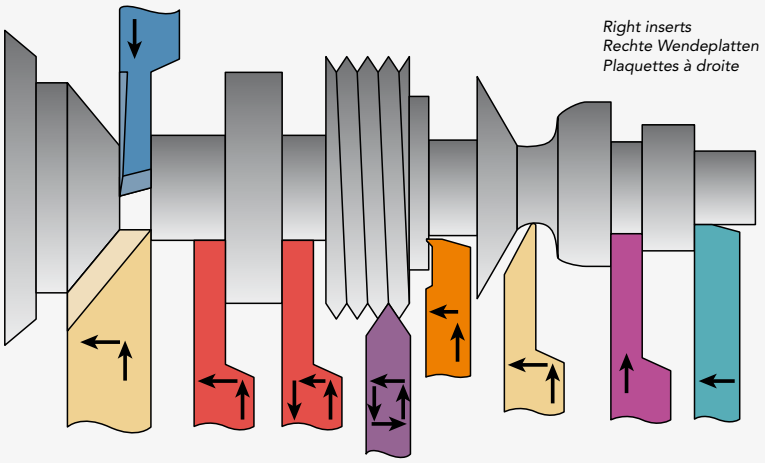

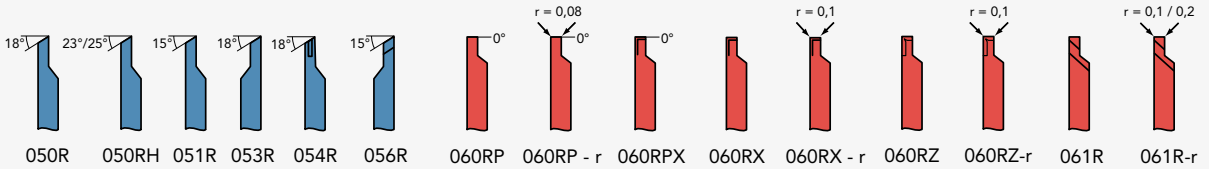

Cutting off
Abstechen
Tronçonnage

Plunging-Turning
Einstechen-Drehen
Fonçage-Tournage

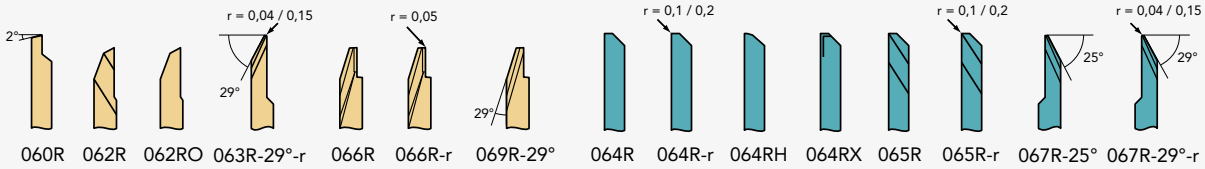

Plunging-Turning
Einstechen-Drehen
Fonçage-Tournage

Turning
Drehen
Tournage

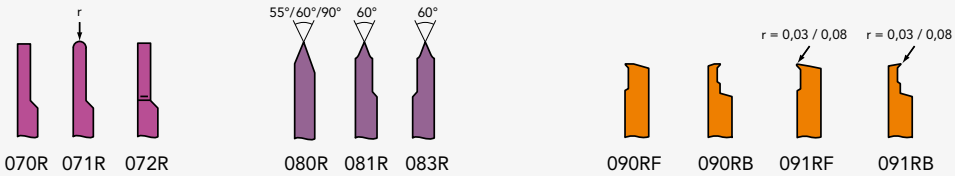

Grooving
Einstechen
Rainurage

Threading
Gewindestrehlen
Filetage

Axial grooving
Axial Einstichplatte
Piqûre

Bimu SA
cutting tools & accessories

case postale 50
rue du Quai 10, CH-2710 Tavannes

+41 32 482 60 50

info@bimu.ch
www.bimu.ch

0xxR

Right tool holder
Werkzeughalter rechts
Porte-outil à droite

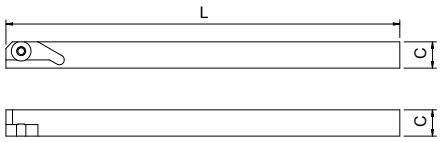

Section C Querschnitt C Section C	Length L Länge L Longueur L	Article nr. Artikel Nr. N° Article
7 x 7	120	007R
8 x 8	120	008R
10 x 10	120	010R
12 x 12	120	012R
16 x 16	100	016R
20 x 20	100	020R
9,52 x 9,52 (3/8")	120	0952R
12,7 x 12,7 (1/2")	120	0127R

0xxR UP

Right tool holder, ground on 4 side
Werkzeughalter rechts, 4-seitig geschliffen
Porte-outil à droite, rectifié sur 4 faces

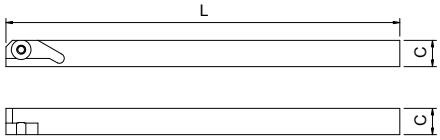

Section C Querschnitt C Section C	Length L Länge L Longueur L	Article nr. Artikel Nr. N° Article
8 x 8	120	008R UP

0xxL

Left tool holder
Werkzeughalter links
Porte-outil à gauche



Section C Querschnitt C Section C	Length L Länge L Longueur L	Article nr. Artikel Nr. N° Article
7 x 7	140	007L
8 x 8	140	008L
10 x 10	120	010L
12 x 12	120	012L
16 x 16	100	016L
20 x 20	100	020L
12,7 x 12,7 (1/2")	120	0127L

0xxL UP

Left tool holder, ground on 4 side
Werkzeughalter links, 4-seitig geschliffen
Porte-outil à gauche, rectifié sur 4 faces

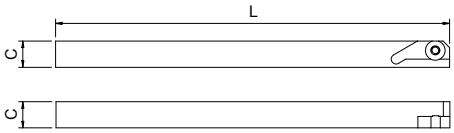

Section C Querschnitt C Section C	Length L Länge L Longueur L	Article nr. Artikel Nr. N° Article
8 x 8	140	008L UP

0xx-12R

Reinforced right tool holder
Verstärkter Werkzeughalter rechts
Porte-outil à droite renforcé



Section C Querschnitt C Section C	Section D Querschnitt D Section D	Length L Länge L Longueur L	Article nr. Artikel Nr. N° Article
8	12	120	008-12R
10	12	120	010-12R

Bimu SA
cutting tools & accessories

case postale 50
rue du Quai 10, CH-2710 Tavannes

+41 32 482 60 50

info@bimu.ch
www.bimu.ch

0xx-12L

Reinforced left tool holder
Verstärkter Werkzeughalter links
Porte-outil à gauche renforcé



Section C Querschnitt C Section C	Section D Querschnitt D Section D	Length L Länge L Longueur L	Article nr. Artikel Nr. N° Article
10	12	120	010-12L

0xx-2xL

Left offset threading tool holder
Versetzter linker Gewindehalter zum Gewindestrehlen
Porte-outil à gauche décalé pour filetage



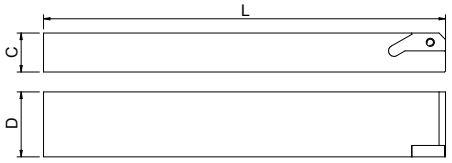

Section C Querschnitt C Section C	Section D Querschnitt D Section D	Length L Länge L Longueur L	Article nr. Artikel Nr. N° Article
8	20	120	008-20L
10	20	120	010-20L
12	20	120	012-20L
16	25	120	016-25L

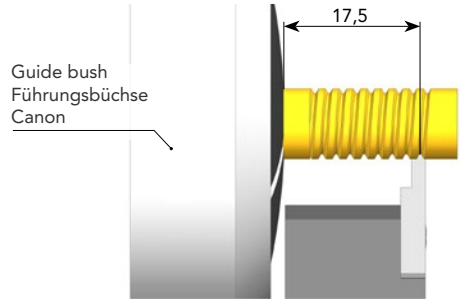

Use with 080R, 081R and 083R inserts
Verwendung mit 080R, 081R und 083R Wendeplatten
Utilisation avec les plaquettes 080R, 081R et 083R

0xxR3

«Pick-up» tool holder
«Pick-up» Werkzeughalter
Porte-outil «pick-up»



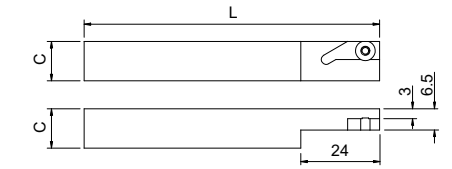

Section C Querschnitt C Section C	Lenght L Länge L Longueur L	Article nr. Artikel Nr. N° Article
12 x 12	98	012R3
9,52 x 9,52 (3/8")	98	0952R3
12,7 x 12,7 (1/2")	98	0127R3

Use with 053R and 056R inserts
Verwendung mit 053R und 056R Wendeplatten
Utilisation avec les plaquettes 053R et 056R

0xxRP6

Right «Pick-up» tool holder
«Pick-up» Werkzeughalter rechts
Porte-outil «pick-up» à droite

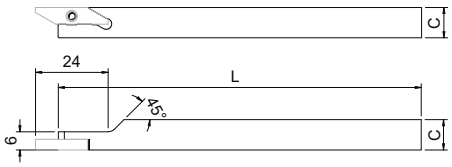

Section C Querschnitt C Section C	Lenght L Länge L Longueur L	Article nr. Artikel Nr. N° Article
8 x 8	120	008RP6
10 x 10	120	010RP6
12 x 12	120	012RP6

Use with R inserts
Verwendung mit R Wendeplatten
Utilisation avec les plaquettes R

0xxRF

Right tool holder for frontal machining
Werkzeughalter rechts für Frontbearbeitung
Porte-outil à droite pour usinage frontal

Section C Querschnitt C Section C	Length L Länge L Longueur L	Article nr. Artikel Nr. N° Article

		12 x 12	80	012RF

0xxLF	Left tool holder for frontal machining Werkzeughalter links für Frontbearbeitung Porte-outil à gauche pour usinage frontal	Section C Querschnitt C Section C	Length L Länge L Longueur L	Article nr. Artikel Nr. N° Article
		12 x 12	80	012LF

	Cylindrical turning tool holders for counter-operation Zylindrische Drehwerkzeughalter zur Rückseitenbearbeitung Porte-outils de tournage cylindriques pour contre-opération
	*See the «Cylindrical turning tool holders» documentation for further information.* *Siehe die «Zylindrische Drehwerkzeughalter» Dokumentation für weitere Informationen.* *Voir la documentation «Porte-outils de tournage cylindriques» pour plus d'informations.*

	Tool holders with internal coolant Werkzeughalter mit Innenkühlung Porte-outils avec arrosage intégré
	*See the «Tool holders with internal coolant» documentation for further information.* *Siehe die «Werkzeughalter mit Innenkühlung» Dokumentation für weitere Informationen.* *Voir la documentation «Porte-outils avec arrosage intégré» pour plus d'informations.*

001-1	Key Schlüssel Clé	Article nr. Artikel Nr. N° Article
	Torx 8	001-1

001-2	Screw for standard tool holder Schraube für Standard-Werkzeughalter Vis pour porte-outil standard	Article nr. Artikel Nr. N° Article
	M2,5 x 7,5	001-2

Blank
Rohling
Ebauche

R : Right machining
R : Rechte Bearbeitung
R : Usinage à droite

040R

Blank insert
Rohling
Plaquette ébauche

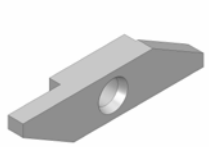

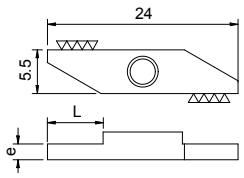

e	L	Article nr. Artikel Nr. N° Article	K18	BI40	BI70	BI71	BI90	BI100	BI110	TIN
1,2	5,0	040R1,2	✓			✓	✓			
1,4	6,0	040R1,4	✓			✓	✓			
1,5	6,0	040R1,5	✓			✓	✓			
1,7	6,0	040R1,7	✓				✓			
2,0	6,0	040R2,0	✓	✓		✓	✓			
2,2	6,0	040R2,2	✓				✓			
2,7	6,0	040R2,7	✓							
3,5	—	040R3,5	✓	✓	✓	✓	✓	✓	✓	✓

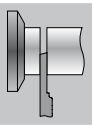

Guide bush cut off Ø 8 mm
Abstechen an der Führungsbüchse Ø 8 mm
Tronçonnage côté canon Ø 8 mm

R : Right machining
R : Rechte Bearbeitung
R : Usinage à droite

050R

Cutting insert 18°
Abstechplatte 18°
Tronçonneur 18°

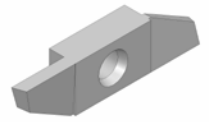

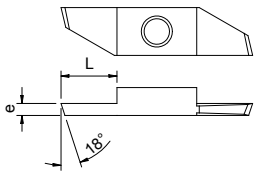

e	L	Article nr. Artikel Nr. N° Article	BI20	BI40	BI90	BI100	BI110	TIN
0,5	2,5	050R0,5	✓	✓	✓			
0,7	2,5	050R0,7		✓				✓
0,8	4,0	050R0,8	✓	✓	✓	✓		
1,0	4,0	050R1,0	✓	✓	✓	✓		✓
1,2	5,0	050R1,2	✓	✓	✓	✓		✓
1,5	6,5	050R1,5	✓	✓	✓	✓	✓	✓
1,8	6,5	050R1,8	✓	✓				✓
2,0	6,5	050R2,0	✓	✓	✓	✓	✓	✓

050RH

Cutting insert
Abstechplatte
Tronçonneur



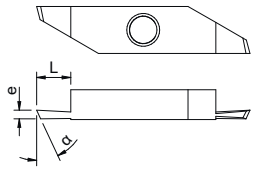

e	L	α	Article nr. Artikel Nr. N° Article	BI71	BI111
0,5	3,0	25°	050RH0,5	✓	✓
0,8	3,0	25°	050RH0,8	✓	✓
1,0	4,0	25°	050RH1,0	✓	✓
1,2	5,0	23°	050RH1,2	✓	✓

051R

Cutting insert 15° with chip breaker
Abstechplatte 15° mit Spanbrecher
Tronçonneur 15° avec brisee-copeau



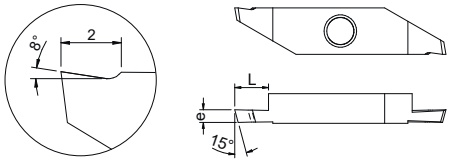

e	L	Article nr. Artikel Nr. N° Article	BI40	BI90	BI100	BI110
0,8	4,0	051R0,8		✓		✓
1,0	4,0	051R1,0	✓	✓	✓	✓
1,2	5,0	051R1,2	✓	✓	✓	✓
1,5	6,5	051R1,5	✓	✓		✓
2,0	6,5	051R2,0	✓	✓		✓

Bimu SA
cutting tools & accessories

case postale 50
rue du Quai 10, CH-2710 Tavannes

+41 32 482 60 50

info@bimu.ch
www.bimu.ch

054R

Cutting insert with chip roller
Abstechplatte mit Spanroller
Tronçonneur avec roule-copeau

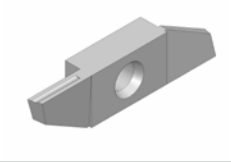

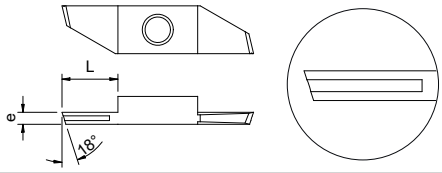

e	L	Article nr. Artikel Nr. N° Article	BI20	BI40	BI90
1,0	4,0	054R1,0	✓	✓	✓
1,2	5,0	054R1,2	✓	✓	
1,5	6,5	054R1,5	✓	✓	✓
1,8	6,5	054R1,8		✓	
2,0	6,5	054R2,0	✓	✓	

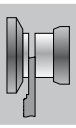

Sub spindle cut off Ø 8 mm
Abstechen an der Abgreifzange Ø 8 mm
Tronçonnage côte prise de pièce Ø 8 mm

R : Right machining
R : Rechte Bearbeitung
R : Usinage à droite

053R

Opposite cutting insert 18°
Umgekehrte Abstechplatte 18°
Tronçonneur inversé 18°

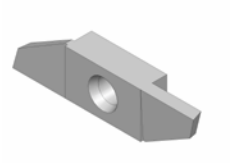

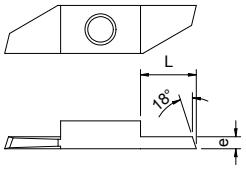

e	L	Article nr. Artikel Nr. N° Article	BI20	BI40	BI90	BI100	BI110
0,5	3,0	053R0,5		✓			
0,7	3,0	053R0,7	✓	✓			
0,8	3,0	053R0,8		✓		✓	
1,0	4,0	053R1,0	✓	✓	✓	✓	✓
1,2	5,0	053R1,2	✓	✓	✓	✓	
1,5	6,5	053R1,5	✓	✓	✓	✓	
1,8	6,5	053R1,8	✓	✓			
2,0	6,5	053R2,0	✓	✓			

Use with 0xxL tool holders
Verwendung mit 0xxL Werkzeughalter
Utilisation avec les porte-outils 0xxL

056R

Opposite cutting insert 15° with chip breaker
Umgekehrte Abstechplatte 15° mit Spanbrecher
Tronçonneur inversé 15° avec brise-copeau

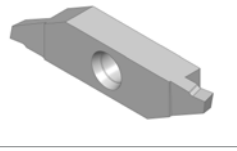

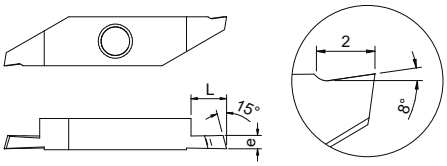

e	L	Article nr. Artikel Nr. N° Article	BI40	BI90	BI110
1,0	4,0	056R1,0	✓	✓	✓
1,2	5,0	056R1,2	✓	✓	✓
1,5	6,5	056R1,5	✓	✓	✓
2,0	6,5	056R2,0	✓	✓	✓

Use with 0xxL tool holders
Verwendung mit 0xxL Werkzeughalter
Utilisation avec les porte-outils 0xxL

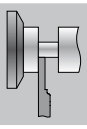

Back turning
Drehen hinten
Tournage arrière

R : Right machining
R : Rechte Bearbeitung
R : Usinage à droite

060R

Back turning insert 2°
Drehplatte hinten 2°
Tourneur arrière 2°

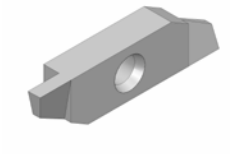

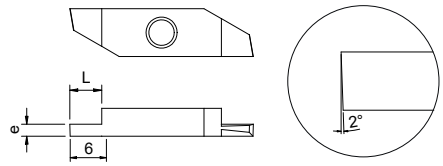

e	L	Article nr. Artikel Nr. N° Article	BI20	BI40	BI90	TIN
0,5	2,5	060R0,5	✓	✓		
0,6	2,5	060R0,6				✓
0,7	2,5	060R0,7	✓			
1,0	2,5	060R1,0	✓	✓	✓	✓
1,2	3,0	060R1,2	✓	✓		✓
1,5	3,0	060R1,5	✓	✓		✓
1,8	4,5	060R1,8	✓	✓		✓
2,0	4,5	060R2,0	✓	✓	✓	✓

Bimu SA
cutting tools & accessories

case postale 50
rue du Quai 10, CH-2710 Tavannes

+41 32 482 60 50

info@bimu.ch
www.bimu.ch

060RP

Back turning insert 0°
Drehplatte hinten 0°
Tourneur arrière 0°

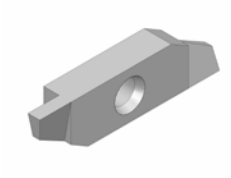

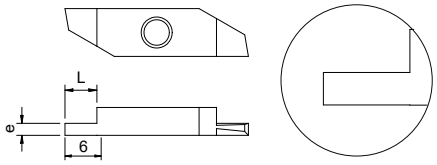

e	L	Article nr. Artikel Nr. N° Article	BI20	BI40	BI71	BI90	BI100	BI110	TIN
0,45	2,5	060RP0,45							✓
0,5	2,5	060RP0,5		✓	✓			✓	✓
0,6	2,5	060RP0,6				✓			✓
0,75	2,5	060RP0,75	✓						
0,8	2,5	060RP0,8	✓	✓		✓			
0,9	2,5	060RP0,9				✓			
1,0	2,5	060RP1,0	✓	✓		✓		✓	✓
1,2	3,0	060RP1,2	✓	✓					✓
1,5	3,0	060RP1,5	✓	✓			✓		✓
1,8	4,5	060RP1,8	✓			✓			
2,0	4,5	060RP2,0	✓	✓		✓		✓	✓
2,5	4,5	060RP2,5		✓					

060RP - r

Back turning insert 0° with radii
Drehplatte hinten 0° mit Radien
Tourneur arrière 0° avec rayons



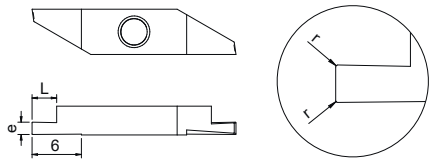

e	L	r	Article nr. Artikel Nr. N° Article	BI40
0,8	2,5	0,08	060RP0,8 - r 0,08 -	✓
1,0	2,5	0,08	060RP1,0 - r 0,08 -	✓
1,2	3,0	0,08	060RP1,2 - r 0,08 -	✓
1,5	3,0	0,08	060RP1,5 - r 0,08 -	✓
2,0	4,5	0,08	060RP2,0 - r 0,08 -	✓

060RPX

Back turning insert 0° with chip breaker
Drehplatte hinten 0° mit Spanbrecher
Tourneur arrière 0° avec brise-copeau

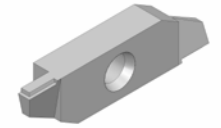

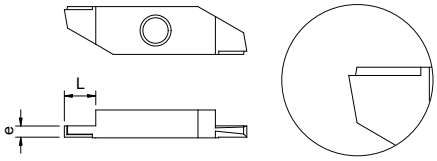

e	L	Article nr. Artikel Nr. N° Article	BI30	BI40	BI90	BI100
1,0	2,5	060RPX1,0			✓	✓
1,2	3,0	060RPX1,2	✓		✓	✓
1,5	3,0	060RPX1,5	✓		✓	
1,8	4,5	060RPX1,8	✓	✓	✓	

060RX

Back turning insert with chip breaker
Drehplatte hinten mit Spanbrecher
Tourneur arrière avec brise-copeau

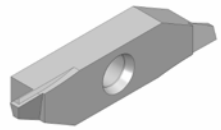

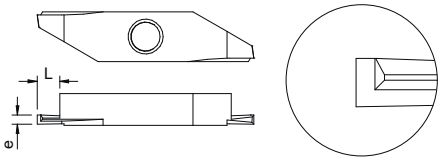

e	L	Article nr. Artikel Nr. N° Article	BI110
1,0	2,5	060RX1,0	✓
1,2	3,0	060RX1,2	✓
1,5	4,0	060RX1,5	✓
1,8	4,0	060RX1,8	✓
2,0	4,0	060RX2,0	✓

060RX - r

Back turning insert with chip breaker and radii
Drehplatte hinten mit Spanbrecher und Radien
Tourneur arrière avec brise-copeau et rayons



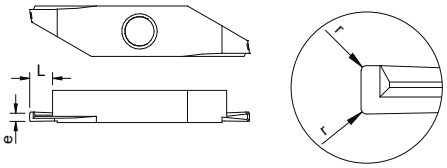

e	L	r	Article nr. Artikel Nr. N° Article	BI110
1,0	2,5	0,1	060RX1,0 - r 0,1 -	✓
1,2	3,0	0,1	060RX1,2 - r 0,1 -	✓
1,5	4,0	0,1	060RX1,5 - r 0,1 -	✓
1,8	4,0	0,1	060RX1,8 - r 0,1 -	✓
2,0	4,0	0,1	060RX2,0 - r 0,1 -	✓

060RZ

Back turning insert with chip breaker
Drehplatte hinten mit Spanbrecher
Tourneur arrière avec brise-copeau

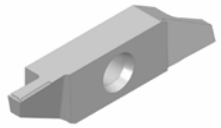

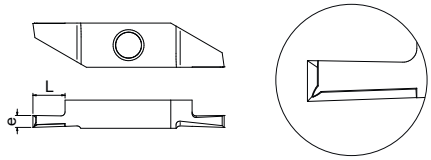

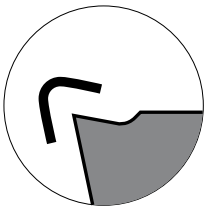

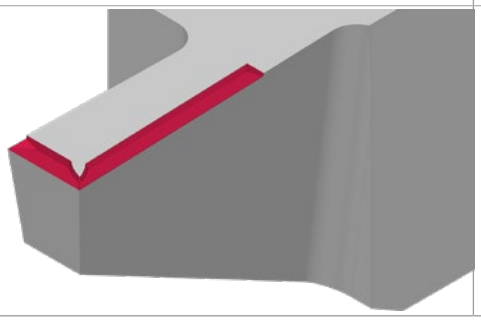

e	L	Article nr. Artikel Nr. N° Article	BI90	BI110
1,0	2,5	060RZ1,0	✓	✓
1,5	4,0	060RZ1,5	✓	✓
2,0	4,0	060RZ2,0	✓	✓

060RZ - r

Back turning insert with chip breaker and radii
Drehplatte hinten mit Spanbrecher und Radien
Tourneur arrière avec brise-copeau et rayons



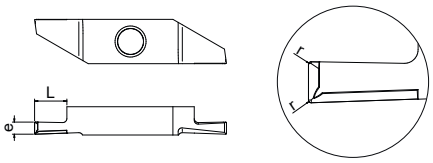

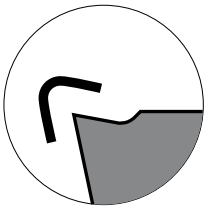

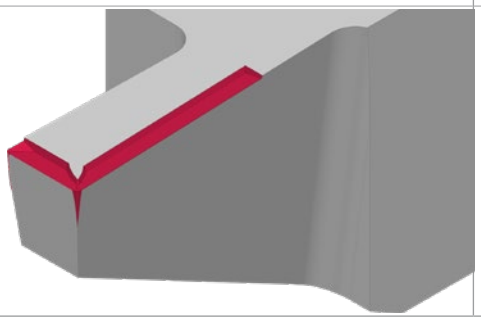

e	L	r	Article nr. Artikel Nr. N° Article	BI90	BI110
1,0	2,5	0,1	060RZ1,0 - r 0,1 -	✓	✓
1,2	3,0	0,1	060RZ1,2 - r 0,1 -	✓	✓
1,5	4,0	0,1	060RZ1,5 - r 0,1 -	✓	✓
2,0	4,0	0,1	060RZ2,0 - r 0,1 -	✓	✓

061R

Back turning insert with «parisian cut»
Drehplatte hinten mit «Pariserschliff»
Tourneur arrière avec «coupe parisienne»

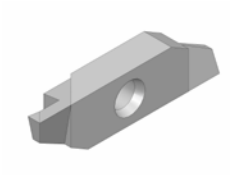

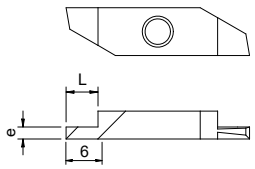

e	L	Article nr. Artikel Nr. N° Article	BI20	BI40	BI90	BI100	BI110	TIN
0,5	1,5	061R0,5			✓			
0,7	1,5	061R0,7	✓	✓				
0,8	2,0	061R0,8	✓	✓		✓	✓	
1,0	2,5	061R1,0	✓	✓	✓	✓		
1,2	3,0	061R1,2	✓	✓	✓	✓		✓
1,5	3,0	061R1,5	✓	✓	✓	✓		✓
1,8	4,5	061R1,8	✓	✓			✓	
2,0	4,5	061R2,0	✓	✓		✓	✓	✓
2,5	4,5	061R2,5	✓	✓				✓

061R - r

Back turning insert with «parisian cut»
Drehplatte hinten mit «Pariserschliff»
Tourneur arrière avec «coupe parisienne»

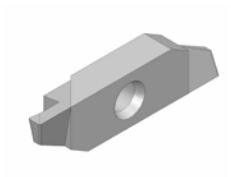

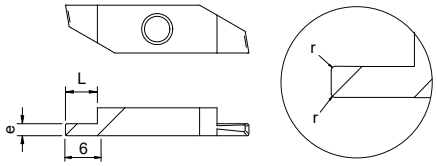

e	L	r	Article nr. Artikel Nr. N° Article	BI20	BI40	BI90	BI100
0,7	1,5	0,05	061R0,7 - r 0,05 -		✓		
0,8	2,0	0,05	061R0,8 - r 0,05 -		✓		
1,0	2,5	0,05	061R1,0 - r 0,05 -				✓
1,0	2,5	0,1	061R1,0 - r 0,1 -	✓	✓		
1,0	2,5	0,15	061R1,0 - r 0,15 -		✓		
1,2	3,0	0,1	061R1,2 - r 0,1 -		✓	✓	✓
1,2	3,0	0,2	061R1,2 - r 0,2 -	✓	✓		
1,5	3,0	0,1	061R1,5 - r 0,1 -	✓	✓	✓	✓
1,5	3,0	0,2	061R1,5 - r 0,2 -	✓	✓		
2,0	4,5	0,1	061R2,0 - r 0,1 -	✓	✓	✓	✓
2,0	4,5	0,2	061R2,0 - r 0,2 -	✓	✓		

062R

Back turning insert with «parisian cut»
Drehplatte hinten mit «Pariserschliff»
Tourneur arrière avec «coupe parisienne»



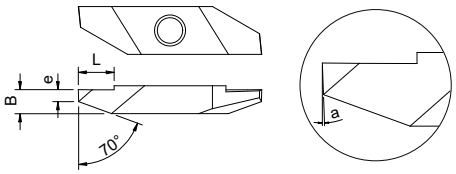

e	L	B	a	Article nr. Artikel Nr. N° Article	BI20	BI40	BI100
0,5	4,5	3,0	2°	062R0,5		✓	
1,5	4,5	3,0	2°	062R1,5	✓	✓	✓
0,5	4,5	1,6	5°	062R**1,6**	✓	✓	✓

062RO

Back turning insert
Drehplatte hinten
Tourneur arrière

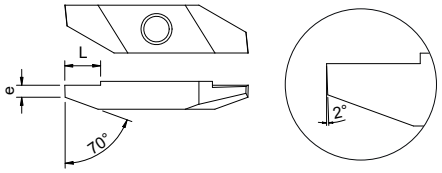

e	L	Article nr. Artikel Nr. N° Article	BI20	BI40	BI100	TIN
0,5	4,5	062RO0,5		✓		
0,8	4,5	062RO0,8				✓
1,0	4,5	062RO1,0		✓	✓	✓
1,5	4,5	062RO1,5	✓	✓		
2,0	4,5	062RO2,0	✓			

063R - 25°

Back turning insert 25° with chip breaker
Drehplatte hinten 25° mit Spanbrecher
Tourneur arrière 25° avec brise-copeau



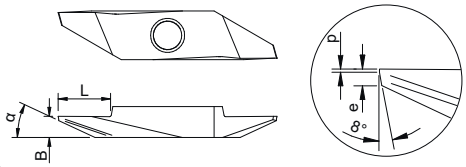

e	p	L	B	α	Article nr. Artikel Nr. N° Article	BI71	BI90	BI100	BI110
0,5	0,1	6,0	2,4	25°	063R0,5 - 0,1 - 25° -	✓	✓	✓	✓

Bimu SA
cutting tools & accessories

case postale 50
rue du Quai 10, CH-2710 Tavannes

+41 32 482 60 50

info@bimu.ch
www.bimu.ch

063R - 25° - r

Back turning insert 25° with chip breaker and radius
Drehplatte hinten 25° mit Spanbrecher und Radius
Tourneur arrière 25° avec brise-copeau et rayon

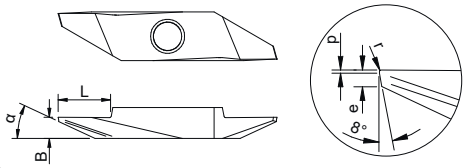

e	p	L	B	α	r	Article nr. Artikel Nr. N° Article	BI100
0,5	0,1	6,0	2,4	25°	0,04	063R0,5 - 0,1 - 25° - r 0,04 -	✓
0,5	0,1	6,0	2,4	25°	0,08	063R0,5 - 0,1 - 25° - r 0,08 -	✓

063R - 29° - r

Back turning insert 29° with chip breaker and radius
Drehplatte hinten 29° mit Spanbrecher und Radius
Tourneur arrière 29° avec brise-copeau et rayon



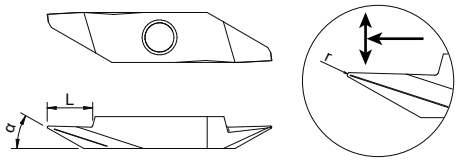

L	α	r	Article nr. Artikel Nr. N° Article	BI40	BI80	BI90	BI100	BI110
5,0	29°	0,04	063R - 29° - r 0,04 -	✓	✓	✓		✓
5,0	29°	0,08	063R - 29° - r 0,08 -			✓	✓	✓
5,0	29°	0,1	063R - 29° - r 0,1 -					✓
5,0	29°	0,15	063R - 29° - r 0,15 -	✓		✓	✓	✓
5,0	29°	0,2	063R - 29° - r 0,2 -					✓

066R

Back turning insert with «W» chip roller
Drehplatte hinten mit «W» Spanroller
Tourneur arrière avec roule-copeau «W»

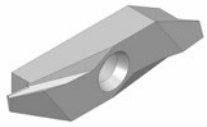

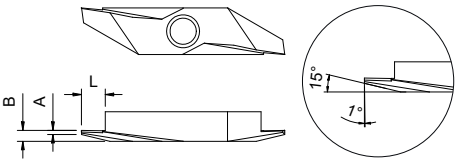

A	B	L	Article nr. Artikel Nr. N° Article	K18	BI40	BI90	BI100
0,5	1,3	2,5	066R2,5	✓	✓	✓	✓

066R - r

Back turning insert with «W» chip roller and radius
Drehplatte hinten mit «W» Spanroller und Radius
Tourneur arrière avec roule-copeau «W» et rayon

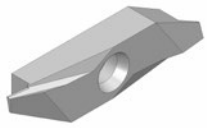

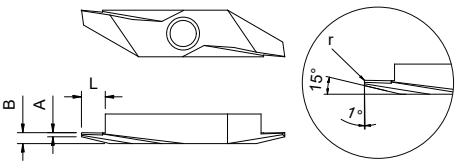

A	B	L	r	Article nr. Artikel Nr. N° Article	K18	BI40	BI90	BI100	BI110
0,5	1,3	2,5	0,05	066R2,5 - r 0,05 -	✓	✓	✓	✓	✓
0,5	1,3	2,5	0,1	066R2,5 - r 0,1 -		✓			
0,7	2,0	3,5	0,05	066R3,5 - r 0,05 -	✓		✓		

069R - 29°

Insert 29° for fine back turning
Wendeplatte 29° für das feine Drehen hinten
Plaquette 29° pour le tournage arrière fin



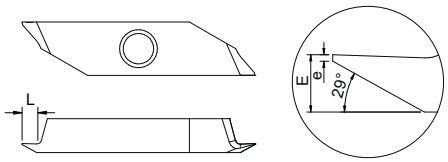

e	L	E	Article nr. Artikel Nr. N° Article	BI71	BI80
0,1	0,9	0,6	069R0,1 - 29° - 0,6 -		✓
0,1	1,6	1,0	069R0,1 - 29° - 1,0 -	✓	✓
0,1	4,3	2,5	069R0,1 - 29° - 2,5 -	✓	✓

Bimu SA
cutting tools & accessories

case postale 50
rue du Quai 10, CH-2710 Tavannes

+41 32 482 60 50

info@bimu.ch
www.bimu.ch

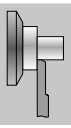

Front turning
Drehen vorne
Tournage avant

R : Right machining
R : Rechte Bearbeitung
R : Usinage à droite

064R

Front turning insert
Drehplatte vorne
Tourneur avant

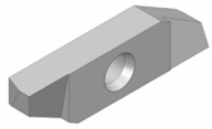

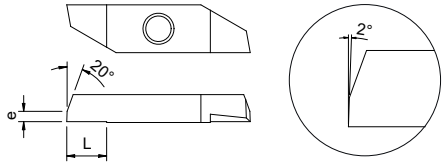

e	L	Article nr. Artikel Nr. N° Article	BI20	BI40	BI90	BI100	BI110	TIN
1,5	5,0	064R**3,5**	✓	✓	✓	✓	✓	✓

064R - r

Front turning insert with radius
Drehplatte vorne mit Radius
Tourneur avant avec rayon

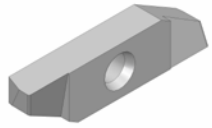

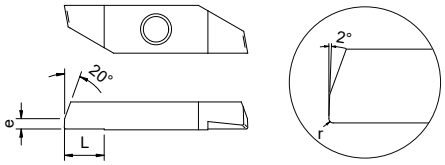

e	L	r	Article nr. Artikel Nr. N° Article	BI20	BI40
1,5	5,0	0,1	064R**3,5** - r 0,1 -	✓	✓
1,5	5,0	0,2	064R**3,5** - r 0,2 -	✓	✓

064RH

Front turning insert
Drehplatte vorne
Tourneur avant

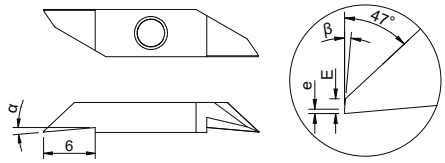

e	E	α	β	Article nr. Artikel Nr. N° Article	BI71	BI111
0,03	—	3°	—	064RH3,5 - 0,03 - 3° -	✓	✓
0,03	0,1	5°	5°	064RH3,5 - 0,03 - 5° -	✓	✓
0,08	—	5°	—	064RH3,5 - 0,08 - 5° -	✓	✓

064RX

Front turning insert with chip breaker
Drehplatte vorne mit Spanbrecher
Tourneur avant avec brise-copeau

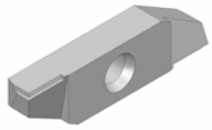

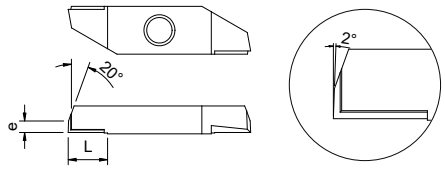

e	L	Article nr. Artikel Nr. N° Article	BI20	BI30	BI40	BI100
1,5	5,0	064RX**3,5**	✓	✓	✓	✓

065R

Front turning insert with «parisian cut»
Drehplatte vorne mit «Pariserschliff»
Tourneur avant avec «coupe parisienne»

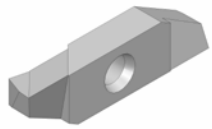

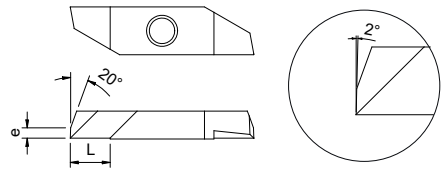

e	L	Article nr. Artikel Nr. N° Article	BI20	BI40	BI90	BI100	TIN
1,5	5,0	065R**3,5**	✓	✓	✓	✓	✓

Bimu SA
cutting tools & accessories

case postale 50
rue du Quai 10, CH-2710 Tavannes

+41 32 482 60 50

info@bimu.ch
www.bimu.ch

065R - r

Front turning insert with «parisian cut» and radius
Drehplatte vorne mit «Pariserschliff» und Radius
Tourneur avant avec «coupe parisienne» et rayon

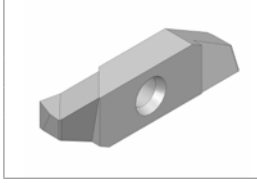

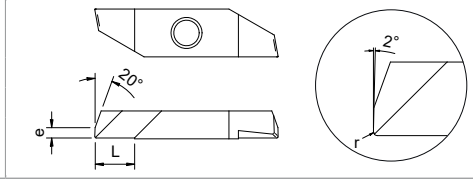

e	L	r	Article nr. Artikel Nr. N° Article	BI20	BI40
1,5	5,0	0,1	065R**3,5** - r 0,1 -	✓	✓
1,5	5,0	0,2	065R**3,5** - r 0,2 -	✓	✓

067R - 25°

Front turning insert 25° with chip breaker
Drehplatte vorne 25° mit Spanbrecher
Tourneur avant 25° avec brise-copeau



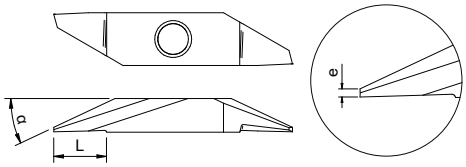

e	L	α	Article nr. Artikel Nr. N° Article	BI110
0,5	5,5	25°	067R0,5 - 25° -	✓

067R - 29° - r

Front turning insert 29° with chip breaker and radius
Drehplatte vorne 29° mit Spanbrecher und Radius
Tourneur avant 29° avec brise-copeau et rayon



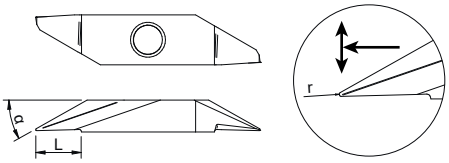

L	α	r	Article nr. Artikel Nr. N° Article	BI71	BI80	BI90	BI100	BI110
5,0	29°	0,04	067R - 29° - r 0,04 -		✓	✓		✓
5,0	29°	0,08	067R - 29° - r 0,08 -	✓		✓	✓	
5,0	29°	0,1	067R - 29° - r 0,1 -					✓
5,0	29°	0,15	067R - 29° - r 0,15 -			✓	✓	✓
5,0	29°	0,2	067R - 29° - r 0,2 -					✓

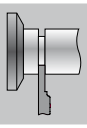

Grooving
Einstechen
Rainurage

R : Right machining
R : Rechte Bearbeitung
R : Usinage à droite

070R

Grooving insert
Einstechplatte
Plaquette de rainurage

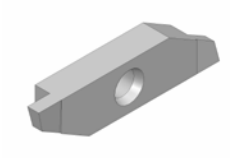

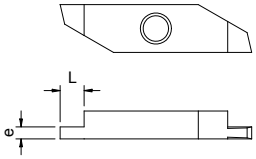

e	L	Article nr. Artikel Nr. N° Article	BI20	BI40	BI80	BI90	BI100	BI110
0,2	1,0	070R0,2		✓	✓			
0,25	1,0	070R0,25	✓	✓				
0,3	1,0	070R0,3	✓	✓	✓			
0,35	1,0	070R0,35	✓	✓		✓		
0,4	2,0	070R0,4	✓	✓		✓	✓	
0,45	2,0	070R0,45	✓	✓			✓	
0,5	2,0	070R0,5	✓	✓	✓	✓	✓	
0,55	2,0	070R0,55			✓			
0,6	2,0	070R0,6	✓	✓	✓	✓		
0,7	2,5	070R0,7	✓	✓		✓		
0,8	2,0	070R0,8	✓	✓			✓	
0,85	2,0	070R0,85	✓					
0,9	2,5	070R0,9	✓	✓		✓	✓	
0,95	2,5	070R0,95	✓					
1,0	3,0	070R1,0	✓	✓		✓		
1,1	3,0	070R1,1	✓	✓			✓	
1,2	3,0	070R1,2	✓	✓				
1,3	3,0	070R1,3	✓	✓				
1,4	3,0	070R1,4	✓	✓				
1,5	3,0	070R1,5	✓	✓				✓
1,6	3,0	070R1,6	✓					
1,7	3,0	070R1,7		✓				
1,8	3,0	070R1,8	✓	✓				
2,0	3,0	070R2,0	✓	✓	✓	✓		
2,1	3,0	070R2,1		✓				

071R

Grooving insert with radius
Einstechplatte mit Radius
Plaquette de rainurage avec rayon

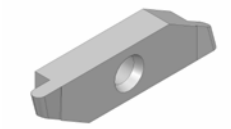

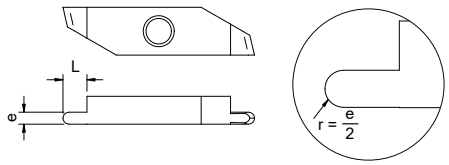

e	L	r	Article nr. Artikel Nr. N° Article	BI40
0,3	1,5	0,15	071R0,3 - r 0,15 -	✓
0,4	1,5	0,2	071R0,4 - r 0,2 -	✓
0,5	2,0	0,25	071R0,5 - r 0,25 -	✓
0,6	2,0	0,3	071R0,6 - r 0,3 -	✓
0,7	2,0	0,35	071R0,7 - r 0,35	✓
0,8	2,0	0,4	071R0,8 - r 0,4 -	✓
1,0	3,0	0,5	071R1,0 - r 0,5 -	✓
1,1	3,0	0,55	071R1,1 - r 0,55 -	✓
1,2	3,0	0,6	071R1,2 - r 0,6 -	✓
1,3	3,0	0,65	071R1,2 - r 0,65 -	✓
1,4	3,0	0,7	071R1,4 - r 0,7 -	✓
1,5	3,0	0,75	071R1,5 - r 0,75 -	✓
1,6	3,0	0,8	071R1,6 - r 0,8 -	✓
2,0	3,0	1,0	071R2,0 - r 1,0 -	✓
2,5	3,0	1,25	071R2,5 - r 1,25 -	✓
3,0	3,5	1,5	071R3,0 - r 1,5 -	✓

Bimu SA
cutting tools & accessories

case postale 50
rue du Quai 10, CH-2710 Tavannes

+41 32 482 60 50

info@bimu.ch
www.bimu.ch

072R

Precision grooving insert with chip breaker
Präzision-Einstechplatte mit Spanbrecher
Plaquette de rainurage de précision avec brise-copeau



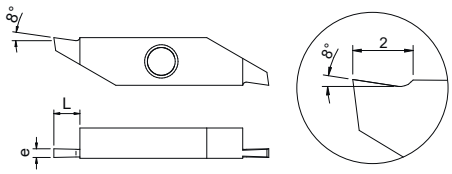

e	L	Article nr. Artikel Nr. N° Article	BI80
0,2	1,0	072R0,2	✓
0,3	1,0	072R0,3	✓
0,4	1,0	072R0,4	✓
0,5	1,5	072R0,5	✓
0,6	1,5	072R0,6	✓
0,7	1,5	072R0,7	✓
0,8	1,5	072R0,8	✓
0,9	1,5	072R0,9	✓
1,0	3,0	072R1,0	✓
1,1	3,0	072R1,1	✓
1,2	3,0	072R1,2	✓
1,3	3,0	072R1,3	✓
1,5	3,0	072R1,5	✓
1,6	3,0	072R1,6	✓

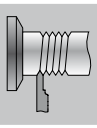

Threading
Gewindestrehlen
Filetage

R : Right machining
R : Rechte Bearbeitung
R : Usinage à droite

080R

Threading insert with partial profile
Gewindeplatte mit Teilprofil
Fileteur avec profil partiel

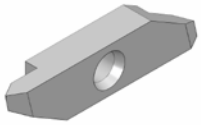

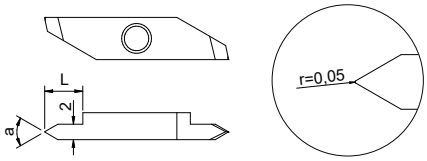

L	a	Article nr. Artikel Nr. N° Article	BI20	BI40	BI90	BI100	BI110
5,0	55°	080R - 55° -	✓	✓			
5,0	60°	080R - 60° -	✓	✓	✓	✓	✓
5,0	90°	080R - 90° -	✓	✓			

081R

Threading insert with full profile
Gewindeplatte mit Vollprofil
Fileteur avec profil complet



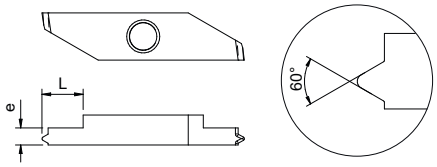

e	L	Pitch Steigung Pas	M	Article nr. Artikel Nr. N° Article	BI40	BI80	BI90	BI100	BI110
1,0	3,0	0,20	—	081R0,2	✓				
1,0	3,0	0,25	1 / 1,2	081R0,25	✓			✓	✓
1,0	3,0	0,30	1,4	081R0,3	✓	✓			
1,0	3,0	0,35	1,6	081R0,35	✓			✓	✓
1,0	3,0	0,40	2,0	081R0,4	✓				✓
1,0	3,0	0,45	2,5	081R0,45	✓				✓
1,0	3,0	0,50	3,0	081R0,5	✓				✓
1,0	3,0	0,60	3,5	081R0,6	✓				✓
1,0	3,0	0,70	4,0	081R0,7	✓				✓
1,0	3,0	0,75	4,5	081R0,75	✓		✓		✓
1,5	4,5	0,80	5,0	081R0,8	✓				✓
1,5	4,5	1,00	6,0	081R1,0	✓				
1,5	4,5	1,25	8,0	081R1,25	✓				
2,0	5,0	1,50	10	081R1,5	✓				
2,0	5,0	1,75	12	081R1,75	✓				

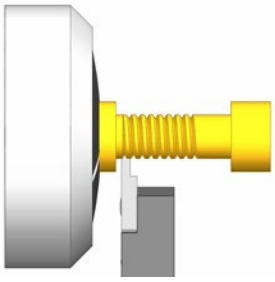

Threading on side «screw point»
Use with 0xxR tool holders

Gewindestrehlen Seite «Schraubenspitze»
Verwendung mit 0xxR Werkzeughalter

Filetage côté «pointe de vis»
Utilisation avec les porte-outils 0xxR

083R

Threading insert with full profile
Gewindeplatte mit Vollprofil
Fileteur avec profil complet



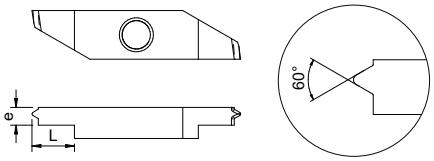

e	L	Pitch Steigung Pas	M	Article nr. Artikel Nr. N° Article	BI40
1,0	3,0	0,25	1 / 1,2	083R0,25	✓
1,0	3,0	0,30	1,4	083R0,3	✓
1,0	3,0	0,35	1,6	083R0,35	✓
1,0	3,0	0,40	2,0	083R0,4	✓
1,0	3,0	0,45	2,5	083R0,45	✓
1,0	3,0	0,50	3,0	083R0,5	✓
1,0	3,0	0,60	3,5	083R0,6	✓
1,0	3,0	0,70	4,0	083R0,7	✓
1,0	3,0	0,75	4,5	083R0,75	✓
1,5	4,5	0,80	5,0	083R0,8	✓
1,5	4,5	1,00	6,0	083R1,0	✓
1,5	4,5	1,25	8,0	083R1,25	✓

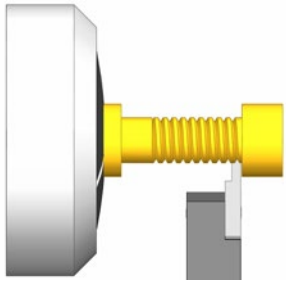

Threading on side «screw head»
Use with 0xxL tool holders

Gewindestrehlen Seite «Schraubenkopf»
Verwendung mit 0xxL Werkzeughalter

Filetage côté «tête de vis»
Utilisation avec les porte-outils 0xxL

Bimu SA
cutting tools & accessories

case postale 50
rue du Quai 10, CH-2710 Tavannes

+41 32 482 60 50

info@bimu.ch
www.bimu.ch

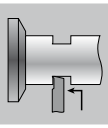

Axial grooving
Axial Einstichplatte
Piqûre

R : Right machining
R : Rechte Bearbeitung
R : Usinage à droite

090RB

Back axial grooving insert with flat plan
Rückseite Axial Einstichplatte mit Fläche
Plaquette à piqûre arrière avec plat



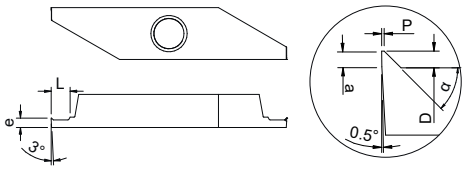

e	L	α	P	D	a	Article nr. Artikel Nr. N° Article	BI71
1,0	2,0	45°	0,03	0,2	0,15	090RB - 45° - 0,03 - 0,2 -	✓
1,2	2,0	47°	0,05	0,4	0	090RB - 47° - 0,05 - 0,4 -	✓
1,2	2,0	45°	0,05	0,4	0	090RB - 45° - 0,05 - 0,4 -	✓
1,4	3,0	45°	0,1	0,6	0	090RB - 45° - 0,1 - 0,6 -	✓



For machining from Ø 0,4 mm.
Insert for machining smaller diameters available on request.

Für die Bearbeitung ab Ø 0,4 mm.
Wendeplatten für die Bearbeitung kleinerer Durchmesser sind auf Anfrage erhältlich.

Pour usinage à partir de Ø 0,4 mm.
Plaquette pour usinage de diamètre inférieur disponible sur demande.

090RF

Front axial grooving insert with flat plan
Hauptseite Axial Einstichplatte mit Fläche
Plaquette à piqûre avant avec plat



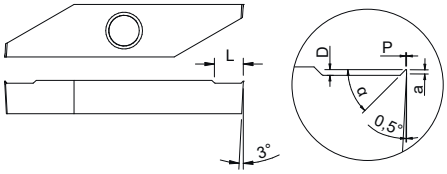

e	L	α	P	D	a	Article nr. Artikel Nr. N° Article	BI71
—	3,0	45°	0,03	0,1	0,15	090RF - 45° - 0,03 - 0,2 -	✓
—	3,0	47°	0,05	0,4	0	090RF - 45° - 0,05 - 0,4 -	✓
—	3,0	45°	0,05	0,4	0	090RF - 47° - 0,05 - 0,4 -	✓
—	3,0	45°	0,1	0,6	0	090RF - 45° - 0,1 - 0,6 -	✓

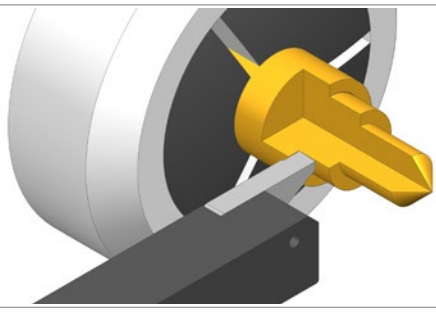

For machining from Ø 0,4 mm.
Insert for machining smaller diameters available on request.

Für die Bearbeitung ab Ø 0,4 mm.
Wendeplatten für die Bearbeitung kleinerer Durchmesser sind auf Anfrage erhältlich.

Pour usinage à partir de Ø 0,4 mm.
Plaquette pour usinage de diamètre inférieur disponible sur demande.

Bimu SA
cutting tools & accessories
case postale 50
rue du Quai 10, CH-2710 Tavannes
+41 32 482 60 50
info@bimu.ch
www.bimu.ch

091RB

Back axial grooving insert with radius
Rückseite Axial Einstichplatte mit Radius
Plaquette à piqûre arrière avec rayon



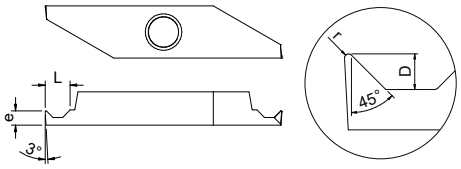

e	L	r	D	Article nr. Artikel Nr. N° Article	BI71
1,2	1,9	0,03	0,4	091RB - 45° - r 0,03 - 0,4 -	✓
1,5	2,6	0,08	0,7	091RB - 45° - r 0,08 - 0,7 -	✓

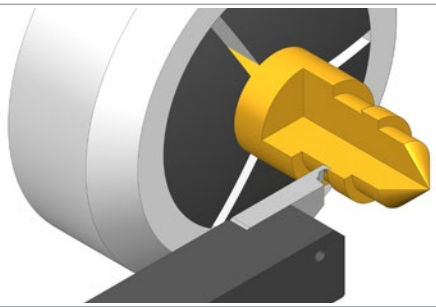

For machining from Ø 0,4 mm.
Insert for machining smaller diameters available on request.

Für die Bearbeitung ab Ø 0,4 mm.
Wendeplatten für die Bearbeitung kleinerer Durchmesser sind auf Anfrage erhältlich.

Pour usinage à partir de Ø 0,4 mm.
Plaquette pour usinage de diamètre inférieur disponible sur demande.

091RF

Front axial grooving insert with radius
Hauptseite Axial Einstichplatte mit Radius
Plaquette à piqûre avant avec rayon



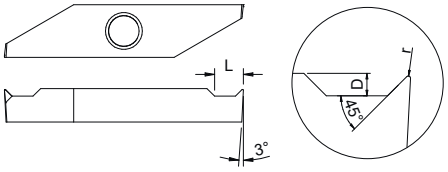

e	L	r	D	Article nr. Artikel Nr. N° Article	BI71	BI110
—	3,0	0,03	0,7	091RF - 45° - r 0,03 - 0,7 -	✓	✓
—	3,0	0,08	0,7	091RF - 45° - r 0,08 - 0,7 -	✓	

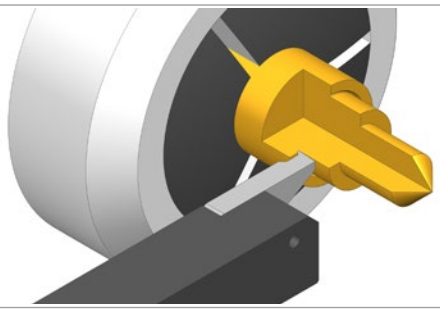

For machining from Ø 0,4 mm.
Insert for machining smaller diameters available on request.

Für die Bearbeitung ab Ø 0,4 mm.
Wendeplatten für die Bearbeitung kleinerer Durchmesser sind auf Anfrage erhältlich.

Pour usinage à partir de Ø 0,4 mm.
Plaquette pour usinage de diamètre inférieur disponible sur demande.

Blank
Rohling
Ebauche

L : Left machining
L : Linke Bearbeitung
L : Usinage à gauche

040L

Blank insert
Rohling
Plaquette ébauche

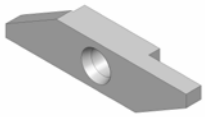

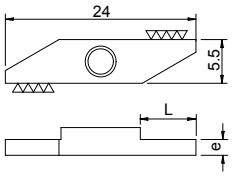

e	L	Article nr. Artikel Nr. N° Article	K18	BI40	BI70	BI71	BI90	BI100	BI110	TIN
1,4	6,0	040L1,4	✓			✓				
1,5	6,0	040L1,5	✓							
1,7	6,0	040L1,7	✓					✓		
2,0	6,0	040L2,0	✓	✓		✓			✓	
2,2	6,0	040L2,2	✓	✓						
3,5	—	040L3,5	✓	✓	✓	✓	✓	✓	✓	✓

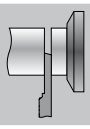

Guide bush cut off Ø 8 mm
Abstechen an der Führungsbüchse Ø 8 mm
Tronçonnage côté canon Ø 8 mm

L : Left machining
L : Linke Bearbeitung
L : Usinage à gauche

050L

Cutting insert 18°
Abstechplatte 18°
Tronçonneur 18°

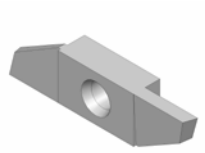

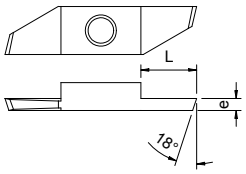

e	L	Article nr. Artikel Nr. N° Article	BI20	BI40	BI70	BI71	BI90	BI100	TIN
0,5	2,5	050L0,5	✓	✓					
0,7	2,5	050L0,7		✓					
0,8	4,0	050L0,8	✓	✓			✓		
1,0	4,0	050L1,0	✓	✓			✓		✓
1,2	5,0	050L1,2	✓	✓				✓	✓
1,5	6,5	050L1,5	✓	✓	✓	✓	✓	✓	✓
1,6	6,5	050L1,6	✓						
1,8	6,5	050L1,8	✓	✓					✓
2,0	6,5	050L2,0	✓	✓			✓		✓

050LH

Cutting insert
Abstechplatte
Tronçonneur

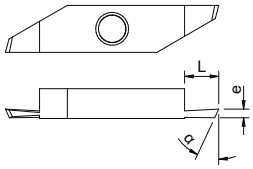

e	L	α	Article nr. Artikel Nr. N° Article	BI71	BI111
0,8	4,0	25°	050LH0,8	✓	✓
1,0	4,0	25°	050LH1,0	✓	✓

051L

Cutting insert 15° with chip breaker
Abstechplatte 15° mit Spanbrecher
Tronçonneur 15° avec brise-copeau



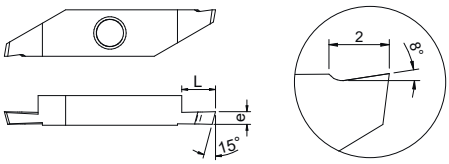

e	L	Article nr. Artikel Nr. N° Article	BI40	BI90	BI110
1,0	4,0	051L1,0	✓	✓	✓
1,2	5,0	051L1,2	✓	✓	✓
1,5	6,5	051L1,5	✓	✓	✓
2,0	6,5	051L2,0	✓	✓	✓

Bimu SA
cutting tools & accessories

case postale 50
rue du Quai 10, CH-2710 Tavannes

+41 32 482 60 50

info@bimu.ch
www.bimu.ch

054L

Cutting insert with chip roller
Abstechplatte mit Spanroller
Tronçonneur avec roule-copeau

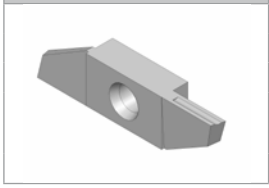

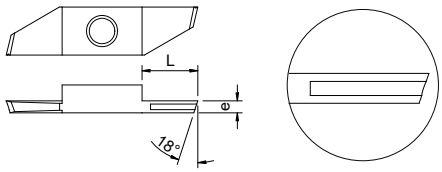

e	L	Article nr. Artikel Nr. N° Article	BI20	BI40	TIN
1,0	4,0	054L1,0	✓	✓	
1,2	5,0	054L1,2	✓	✓	
1,5	6,5	054L1,5	✓	✓	✓
2,0	6,5	054L2,0	✓	✓	

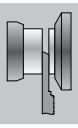

Sub spindle cut off Ø 8 mm
Abstechen an der Abgreifzange Ø 8 mm
Tronçonnage côte prise de pièce Ø 8 mm

L : Left machining
L : Linke Bearbeitung
L : Usinage à gauche

053L

Opposite cutting insert 18°
Umgekehrte Abstechplatte 18°
Tronçonneur inversé 18°

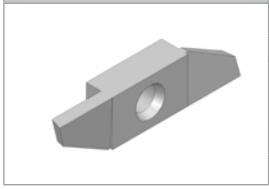

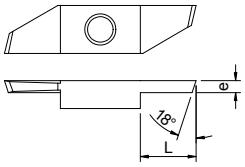

e	L	Article nr. Artikel Nr. N° Article	BI20	BI40	BI90
1,0	4,0	053L1,0	✓	✓	
1,2	4,0	053L1,2	✓		✓
1,5	6,5	053L1,5	✓	✓	

Use with 0xxR tool holders
Verwendung mit 0xxR Werkzeughalter
Utilisation avec les porte-outils 0xxR

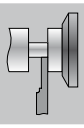

Back turning
Drehen hinten
Tournage arrière

L : Left machining
L : Linke Bearbeitung
L : Usinage à gauche

060L

Back turning insert 2°
Drehplatte hinten 2°
Tourneur arrière 2°

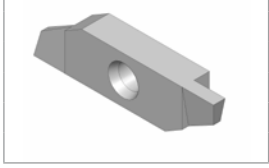

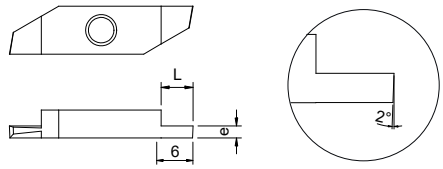

e	L	Article nr. Artikel Nr. N° Article	BI20	BI40	TIN
1,0	2,5	060L1,0	✓	✓	
1,2	3,0	060L1,2	✓	✓	✓
1,5	3,0	060L1,5	✓	✓	✓
1,8	4,5	060L1,8	✓	✓	
2,0	4,5	060L2,0	✓	✓	✓

060LP

Back turning insert 0°
Drehplatte hinten 0°
Tourneur arrière 0°

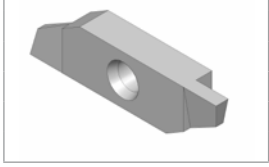

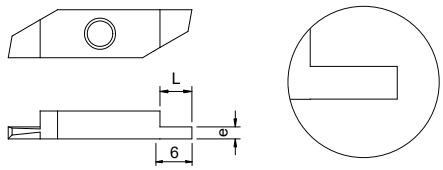

e	L	Article nr. Artikel Nr. N° Article	BI20	BI40	BI90
1,0	2,5	060LP1,0	✓	✓	✓
1,2	3,0	060LP1,2	✓	✓	✓
1,5	3,0	060LP1,5	✓	✓	
1,8	4,5	060LP1,8	✓	✓	
2,0	4,5	060LP2,0	✓	✓	

Bimu SA
cutting tools & accessories

case postale 50
rue du Quai 10, CH-2710 Tavannes

+41 32 482 60 50

info@bimu.ch
www.bimu.ch

060LX

Back turning insert with chip breaker
Drehplatte hinten mit Spanbrecher
Tourneur arrière avec brise-copeau



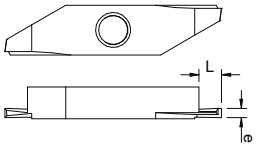

e	L	Article nr. Artikel Nr. N° Article	BI110
1,0	2,5	060LX1,0	✓
1,5	4,0	060LX1,5	✓

060LX - r

Back turning insert with chip breaker and radii
Drehplatte hinten mit Spanbrecher und Radien
Tourneur arrière avec brise-copeau et rayons

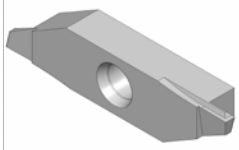

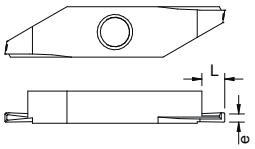

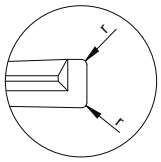

e	L	r	Article nr. Artikel Nr. N° Article	BI110
1,5	4,0	0,1	060LX1,5 - r 0,1 -	✓

060LPX

Back turning insert 0° with chip breaker
Drehplatte hinten 0° mit Spanbrecher
Tourneur arrière 0° avec brise-copeau



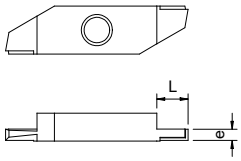

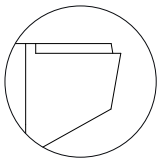

e	L	Article nr. Artikel Nr. N° Article	BI30	BI40	BI71	BI90	BI110
0,8	2,5	060LPX0,8	✓				
1,0	2,5	060LPX1,0	✓	✓	✓		✓
1,2	3,0	060LPX1,2	✓			✓	✓
1,5	3,0	060LPX1,5	✓			✓	✓
1,8	4,5	060LPX1,8	✓			✓	✓

061L

Back turning insert with «parisian cut»
Drehplatte hinten mit «Pariserschliff»
Tourneur arrière avec «coupe parisienne»

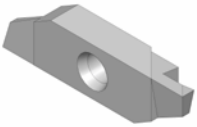

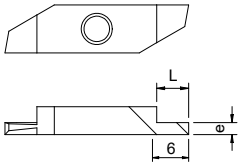

e	L	Article nr. Artikel Nr. N° Article	BI20	BI40	BI90	TIN
0,5	1,5	061L0,5		✓		
0,8	2,0	061L0,8		✓		
1,0	2,5	061L1,0	✓	✓	✓	
1,2	3,0	061L1,2	✓	✓		✓
1,5	3,0	061L1,5	✓	✓		✓
1,8	4,5	061L1,8	✓	✓		
2,0	4,5	061L2,0	✓	✓	✓	✓
2,5	4,5	061L2,5	✓	✓		✓

062L

Back turning insert 0° with «parisian cut»
Drehplatte hinten 0° mit «Pariserschliff»
Tourneur arrière 0° avec «coupe parisienne»



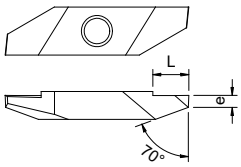

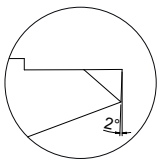

e	L	Article nr. Artikel Nr. N° Article	BI20	BI40	BI71
1,5	4,5	062L1,5	✓	✓	✓

Bimu SA
cutting tools & accessories

case postale 50
rue du Quai 10, CH-2710 Tavannes

+41 32 482 60 50

info@bimu.ch
www.bimu.ch

062LO

Back turning insert 2°
Drehplatte hinten 2°
Tourneur arrière 2°

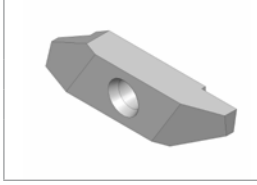

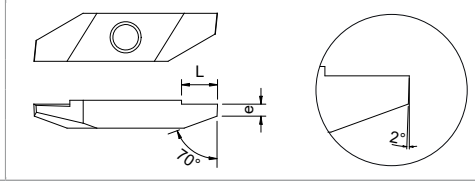

e	L	Article nr. Artikel Nr. N° Article	BI20	BI40
1,5	4,0	062LO1,5	✓	✓

063L - 25°

Back turning insert 25° with chip breaker
Drehplatte hinten 25° mit Spanbrecher
Tourneur arrière 25° avec brise-copeau

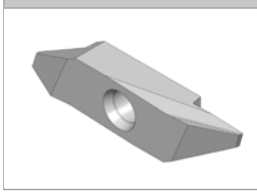

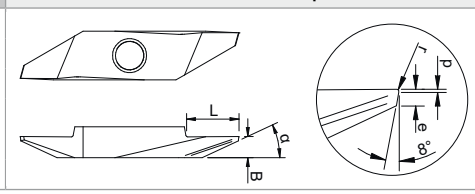

e	p	L	B	α	Article nr. Artikel Nr. N° Article	BI100
0,5	0,1	6,0	2,4	25°	063L0,5 - 0,1 - 25° -	✓

063L - 29° - r

Back turning insert 29° with chip breaker and radius
Drehplatte hinten 29° mit Spanbrecher und Radius
Tourneur arrière 29° avec brise-copeau et rayon



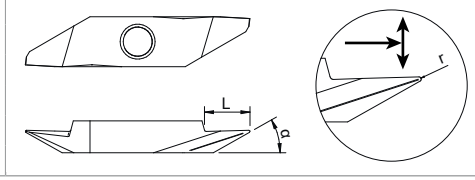

L	α	r	Article nr. Artikel Nr. N° Article	BI90
5,0	29°	0,04	063L - 29° - r 0,04 -	✓

066L - r

Back turning insert with «W» chip roller and radius
Drehplatte hinten mit «W» Spanroller und Radius
Tourneur arrière avec roule-copeau «W» et rayon



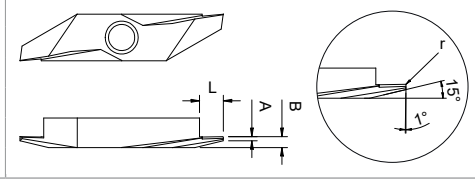

A	B	L	r	Article nr. Artikel Nr. N° Article	BI90
0,5	1,3	2,5	0,05	066L2,5 - r 0,05 -	✓

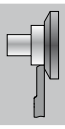

Front turning
Drehen vorne
Tournage avant

L : Left machining
L : Linke Bearbeitung
L : Usinage à gauche

064L

Front turning insert
Drehplatte vorne
Tourneur avant

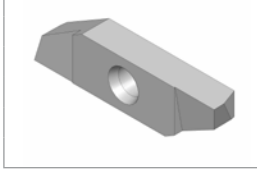

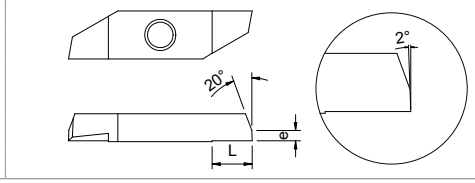

e	L	Article nr. Artikel Nr. N° Article	BI20	BI40	BI90	BI100	TIN
1,5	5,0	064L**3,5**	✓	✓	✓	✓	✓

064LH

Front turning insert
Drehplatte vorne
Tourneur avant

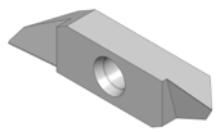

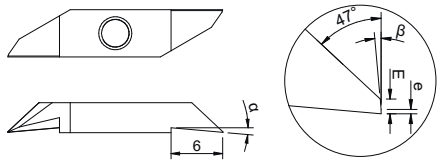

e	E	α	Article nr. Artikel Nr. N° Article	BI71	BI110
0,03	—	3°	064LH3,5 - 0,03 - 3° -	✓	✓
0,03	0,1	5°	064LH3,5 - 0,03 - 5° -	✓	✓
0,08	—	5°	064LH3,5 - 0,08 - 5° -	✓	✓

064LX

Front turning insert with chip breaker
Drehplatte vorne mit Spanbrecher
Tourneur avant avec brise-copeau

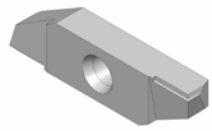

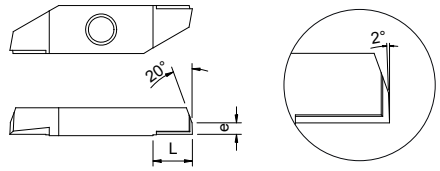

e	L	Article nr. Artikel Nr. N° Article	BI30	BI40
1,5	5,0	064LX**3,5**	✓	✓

065L

Front turning insert with chip roller
Drehplatte vorne mit Spanroller
Tourneur avant avec roule-copeau

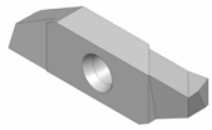

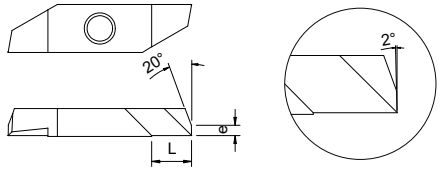

e	L	Article nr. Artikel Nr. N° Article	BI20	BI40	TIN
1,5	5,0	065L**3,5**	✓	✓	✓

067L - 29° - r

Front turning insert 29° with chip breaker and radius
Drehplatte vorne 29° mit Spanbrecher und Radius
Tourneur avant 29° avec brise-copeau et rayon



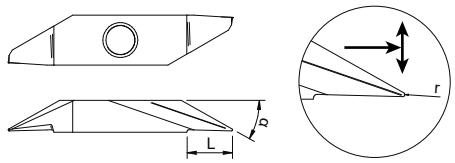

L	α	r	Article nr. Artikel Nr. N° Article	BI90
5,0	29°	0,04	067L - 29° - r 0,04 -	✓

070L

Grooving insert
Einstechplatte
Plaquette de rainurage

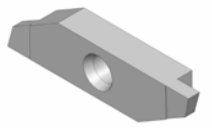

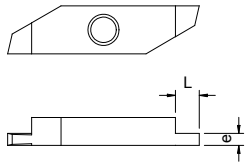

e	L	Article nr. Artikel Nr. N° Article	BI20	BI40	BI90	BI100
0,3	1,0	070L0,3	✓			
0,35	1,0	070L0,35	✓	✓		
0,4	2,0	070L0,4	✓	✓		
0,5	2,0	070L0,5	✓	✓	✓	
0,6	2,0	070L0,6	✓			
0,7	2,5	070L0,7	✓			
0,8	2,0	070L0,8	✓	✓		
0,9	2,5	070L0,9	✓	✓		
1,0	3,0	070L1,0	✓	✓		✓
1,1	3,0	070L1,1	✓	✓		
1,2	3,0	070L1,2	✓	✓		
1,3	3,0	070L1,3	✓	✓		
1,4	3,0	070L1,4	✓	✓		
1,5	3,0	070L1,5	✓	✓		

Bimu SA
cutting tools & accessories

case postale 50
rue du Quai 10, CH-2710 Tavannes

+41 32 482 60 50

info@bimu.ch
www.bimu.ch

071L

Grooving insert with radius
Einstechplatte mit Radius
Plaquette de rainurage avec rayon

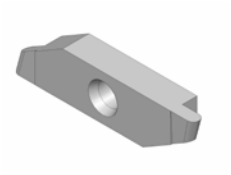

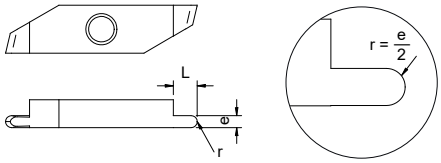

e	L	r	Article nr. Artikel Nr. N° Article	BI20	BI40
0,3	1,5	0,15	071L0,3 - r 0,15 -		✓
0,4	1,5	0,2	071L0,4 - r 0,2 -		✓
0,5	2,0	0,25	071L0,5 - r 0,25 -		✓
0,6	2,0	0,3	071L0,6 - r 0,3 -	✓	✓
0,8	2,0	0,4	071L0,8 - r 0,4 -		✓
1,0	3,0	0,5	071L1,0 - r 0,5 -		✓
1,2	3,0	0,6	071L1,2 - r 0,6 -		✓
1,5	3,0	0,75	071L1,5 - r 0,75 -		✓
2,0	3,0	1,0	071L2,0 - r 1,0 -		✓
2,5	3,5	1,25	071L2,5 - r 1,25 -		✓

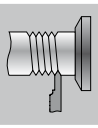

Threading
Gewindestrehlen
Filetage

L : Left machining
L : Linke Bearbeitung
L : Usinage à gauche

080L

Threading insert with partial profile
Gewindeplatte mit Teilprofil
Fileteur avec profil partiel

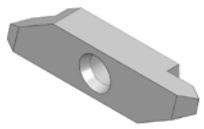

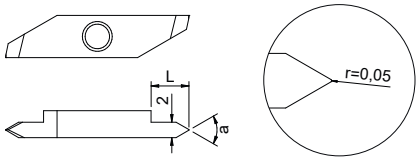

L	a	Article nr. Artikel Nr. N° Article	BI20	BI40
5,0	55°	080L - 55° -	✓	✓
5,0	60°	080L - 60° -	✓	✓

Bimu SA
cutting tools & accessories
case postale 50
rue du Quai 10, CH-2710 Tavannes
+41 32 482 60 50
info@bimu.ch
www.bimu.ch

Bimu SA
cutting tools & accessories
case postale 50
rue du Quai 10, CH-2710 Tavannes
+41 32 482 60 50
info@bimu.ch
www.bimu.ch

Bimu
cutting tools & accessories

Represented by Vertreten durch Représenté par

Bimu SA
cutting tools & accessories

case postale 50
rue du Quai 10, CH-2710 Tavannes

+41 32 482 60 50

info@bimu.ch
www.bimu.ch